



City of Shallowater
Council Candidate Packet
May 6, 2023 General Election

CITY OF SHALLOWATER

Where Texas Pride Runs Deep

January 17, 2023

Dear Candidate Applicant:

The City Secretary's office has prepared this "Application Candidate Packet" to acquaint you with applicable City regulations and the form for application for a place on the ballot.

Please note that this office serves as your filing authority.

The General Election is scheduled for May 6, 2023, for the purpose of electing officers for the following positions (note all places are for full term):

- Mayor
- Alderman Place 3
- Alderman Place 4

Thank you for your consideration to offer your service to the citizens of the City of Shallowater by becoming a candidate for this year's municipal election. Your candidacy entails the obligation to comply with certain applicable state statutes and local ordinances. In an effort to assist you, I have prepared this "Candidate Packet" with the necessary forms, handouts, and pertinent information. Please understand the materials in this packet are not exhaustive and it is the duty of the candidate/officeholder to become familiar with and follow the laws, rules, and regulations applicable to campaign for office.

The role of the City Secretary's Office is to accept and file the various candidate applications, affidavits, and statements required, and note the date of filing thereon. There is no legal duty to inform anyone of the necessity of or deadlines for filing any of the documents or to advise anyone in regard to the meaning and requirements of statutes. The City Secretary should not be expected to judge or comment upon the timeliness or sufficiency of reports filed, but rather to serve only as the custodian of the records for the benefit and convenience of the public.

On the filing of an application for a place on the ballot, the City Secretary must review the application to determine whether it complies with the requirements as to form, content, and procedure only. That is, the City Secretary checks to be sure it was filed correctly and in a timely manner and that all required information is completed and attested to. The review must be completed no later than the fifth day after the date the application is received by the authority. If the application does not comply with the candidate written notice of the reason for the rejection. [Sec. 141.032 (e)]

Section 141.032, which governs the review of a candidate's application for a place on the ballot for form, content, and procedure, does not apply to a determination of a candidate's eligibility.

All applications, affidavits, statements, and campaign reports filed with the City Secretary's office are considered public information, may be posted on the city website, and are open for inspection by any person.

The attached material contains critical information you will need to run for office. We cannot overemphasize the importance of adhering to the financial reporting procedures. Texas Election Laws limit the role of the City Secretary's Office to accepting and filing the various candidate applications, affidavits, and statements and noting the date of filing thereon. Questions regarding reporting procedures, contributions, or expenditures are to be directed to the Texas Ethics Commissions at 512-463-5800 or 1-800-325-8506 or you may visit their website <http://www.ethics.state.tx.us>. Questions

CITY OF SHALLOWATER

Where Texas Pride Runs Deep

regarding election law are to be directed to the Secretary of State at 512-463-5650 or 1-800-252-8683 (<http://www.sos.state.tx.us>).

If you have specific questions for the City Secretary's office, please do not hesitate to call 806-696-4300 or email acummings@shallowatertx.us. You may also wish to visit the City's website at www.shallowatertx.us.

Applications for a place on the City of Shallowater General Election Ballot may be filed in this office beginning on January 18, 2023, and no later than 5:00 p.m. Friday, February 17, 2023. There is no filing fee. Each application must be carefully reviewed to determine whether or not it complies with the Election Code requirements as to content. Please note that all election records and campaign reports are considered Open Records and will be viewed as such by newspaper/media reporters and opponents.

Thank you for your interest in serving our community as an integral part of our municipal government. Please note the dates listed above as forms will not be accepted after the deadline. I look forward to working with you during the election process. If you have any questions or require additional information, please do not hesitate to contact me at (806)696-4300.

Sincerely,



Amanda L. Cummings
City Secretary

**APPLICATION FOR A PLACE ON THE BALLOT FOR A GENERAL ELECTION
FOR A CITY, SCHOOL DISTRICT OR OTHER POLITICAL SUBDIVISION**

ALL INFORMATION IS REQUIRED TO BE PROVIDED UNLESS INDICATED AS OPTIONAL¹ Failure to provide required information may result in rejection of application.

APPLICATION FOR A PLACE ON THE _____ GENERAL ELECTION BALLOT					
TO: City Secretary/Secretary of Board _____ (name of election)					
I request that my name be placed on the above-named official ballot as a candidate for the office indicated below.					
OFFICE SOUGHT (Include any place number or other distinguishing number, if any.)				INDICATE TERM <input type="checkbox"/> FULL <input type="checkbox"/> UNEXPIRED	
FULL NAME (First, Middle, Last)			PRINT NAME AS YOU WANT IT TO APPEAR ON THE BALLOT*		
PERMANENT RESIDENCE ADDRESS (Do not include a P.O. Box or Rural Route. If you do not have a residence address, describe location of residence.)			PUBLIC MAILING ADDRESS (Optional) (Address for which you receive campaign related correspondence, if available.)		
CITY	STATE	ZIP	CITY	STATE	ZIP
PUBLIC EMAIL ADDRESS (Optional) (Address for which you receive campaign related emails, if available.)		OCCUPATION (Do not leave blank)		DATE OF BIRTH / /	VOTER REGISTRATION VOID NUMBER ² (Optional)
TELEPHONE CONTACT INFORMATION (Optional)					
Home:		Office:		Cell:	
FELONY CONVICTION STATUS (You MUST check one)			LENGTH OF CONTINUOUS RESIDENCE AS OF DATE THIS APPLICATION WAS SWORN		
<input type="checkbox"/> I have not been finally convicted of a felony.			IN THE STATE OF TEXAS		
<input type="checkbox"/> I have been finally convicted of a felony, but I have been pardoned or otherwise released from the resulting disabilities of that felony conviction and I have provided proof of this fact with the submission of this application. ³			IN TERRITORY/DISTRICT/PRECINCT FROM WHICH THE OFFICE SOUGHT IS ELECTED		
			_____ year(s)		
			_____ month(s)		
*If using a nickname as part of your name to appear on the ballot, you are also signing and swearing to the following statements: I further swear that my nickname does not constitute a slogan or contain a title, nor does it indicate a political, economic, social, or religious view or affiliation. I have been commonly known by this nickname for at least three years prior to this election. Please review sections 52.031, 52.032 and 52.033 of the Texas Election Code regarding the rules for how names may be listed on the official ballot.					
Before me, the undersigned authority, on this day personally appeared (name of candidate) _____, who being by me here and now duly sworn, upon oath says:					
"I, (name of candidate) _____, of _____ County, Texas, being a candidate for the office of _____, swear that I will support and defend the Constitution and laws of the United States and of the State of Texas. I am a citizen of the United States eligible to hold such office under the constitution and laws of this state. I have not been determined by a final judgment of a court exercising probate jurisdiction to be totally mentally incapacitated or partially mentally incapacitated without the right to vote. I am aware of the nepotism law, Chapter 573, Government Code. I am aware that I must disclose any prior felony conviction, and if so convicted, must provide proof that I have been pardoned or otherwise released from the resulting disabilities of any such final felony conviction. I am aware that knowingly providing false information on the application regarding my possible felony conviction status constitutes a Class B misdemeanor. I further swear that the foregoing statements included in my application are in all things true and correct."					
X					
_____ SIGNATURE OF CANDIDATE					
Sworn to and subscribed before me this the _____ day of _____, by _____, (day) (month) (year) (name of candidate)					
Signature of Officer Authorized to Administer Oath ⁴			Printed Name of Officer Authorized to Administer Oath		
Title of Officer Authorized to Administer Oath			Notarial or Official Seal		
TO BE COMPLETED BY FILING OFFICER: THIS APPLICATION IS ACCOMPANIED BY THE REQUIRED FILING FEE (If Applicable) PAID BY: <input type="checkbox"/> CASH <input type="checkbox"/> CHECK <input type="checkbox"/> MONEY ORDER <input type="checkbox"/> CASHIERS CHECK OR <input type="checkbox"/> PETITION IN LIEU OF A FILING FEE.					
This document and \$_____ filing fee or a nominating petition of _____ pages received. <input type="checkbox"/> Voter Registration Status Verified					
_____/_____/_____ Date Received		_____/_____/_____ Date Accepted		(See Section 1.007) _____ Signature of Filing Officer or Designee	

INSTRUCTIONS

An application for a place on the general election for a city, school district or other political subdivision, may not be filed earlier than 30 days before the deadline prescribed by this code for filing the application. An application filed before that day is void. All fields of the application must be completed unless specifically marked optional.

For an election to be held on a uniform election date, the day of the filing deadline is the 78th day before Election Day.

If you have questions about the application, please contact the Secretary of State's Elections Division at 800-252-8683.

NEPOTISM LAW

The candidate must sign this statement indicating his awareness of the nepotism law. When a candidate signs the application, it is an acknowledgment that the candidate is aware of the nepotism law. The nepotism prohibitions of chapter 573, Government Code, are summarized below:

No officer may appoint, or vote for or confirm the appointment or employment of any person related within the second degree by affinity (marriage) or the third degree by consanguinity (blood) to the officer, or to any other member of the governing body or court on which the officer serves when the compensation of that person is to be paid out of public funds or fees of office. However, nothing in the law prevents the appointment, voting for, or confirmation of anyone who has been continuously employed in the office or employment for the following period prior to the election or appointment of the officer or member related to the employee in the prohibited degree: six months, if the officer or member is elected at an election other than the general election for state and county officers.

No candidate may take action to influence an employee of the office to which the candidate is seeking election or an employee or officer of the governmental body to which the candidate is seeking election regarding the appointment or employment of a person related to the candidate in a prohibited degree as noted above. This prohibition does not apply to a candidate's actions with respect to a bona fide class or category of employees or prospective employees.

FOOTNOTES

¹An application for a place on the ballot, including any accompanying petition, is public information immediately on its filing. (Section 141.035, Texas Election Code)

²Inclusion of a candidate's VUID is optional. However, many candidates are required to be registered voters in the territory from which the office is elected at the time of the filing deadline. Please visit the Elections Division of the Secretary of State's website for additional information. <http://www.sos.state.tx.us/elections/laws/hb484-faq.shtml>

³Proof of release from the resulting disabilities of a felony conviction would include proof of judicial clemency under Texas Code of Criminal Procedure 42A.701, proof of executive pardon under Texas Code of Criminal Procedure 48.01, or proof of a restoration of rights under Texas Code of Criminal Procedure 48.05. (Texas Attorney General Opinion KP-0251)

One of the following documents must be submitted with this application.

Judicial Clemency under Texas Code of Criminal Procedure 42A.701

Executive Pardon under Texas Code of Criminal Procedure 48.01

Restoration of Rights under Texas Code of Criminal Procedure 48.05

⁴All oaths, affidavits, or affirmations made within this State may be administered and a certificate of the fact given by a judge, clerk, or commissioner of any court of record, a notary public, a justice of the peace, city secretary (for a city office), and the Secretary of State of Texas. See Chapter 602 of the Texas Government Code for the complete list of persons authorized to administer oaths.

**SOLICITUD DE INSCRIPCIÓN PARA UN LUGAR EN LA BOLETA DE UNA ELECCIÓN GENERAL
PARA UNA CIUDAD, DISTRITO ESCOLAR U OTRA SUBDIVISIÓN POLÍTICA**

TODA LA INFORMACIÓN ES REQUERIDA A MENOS QUE SE INDIQUE COMO OPCIONAL¹ El hecho de no proporcionar la información requerida puede resultar en el rechazo de la solicitud.

SOLICITUD DE INSCRIPCIÓN PARA UN LUGAR EN LA BOLETA DE UNA ELECCIÓN GENERAL DE _____					
Para: Secretario(a) de la Ciudad/ Secretario(a) del Consejo			(nombre de la elección)		
Solicito que mi nombre se incluya en la boleta oficial mencionada anteriormente como candidato(a) al cargo indicado a continuación.					
CARGO SOLICITADO (Incluya cualquier número de cargo u otro número distintivo, si lo hay.)			INDIQUE TÉRMINO <input type="checkbox"/> TÉRMINO COMPLETO <input type="checkbox"/> TÉRMINO INCOMPLETO		
NOMBRE COMPLETO (Primer Nombre, Segundo Nombre, Apellido)			ESCRIBA SU NOMBRE COMO DESEA QUE APAREZCA EN LA BOLETA*		
DIRECCIÓN DE RESIDENCIA PERMANENTE (No incluya un apartado postal o una ruta rural. Si usted no tiene una dirección de residencia, describa la ubicación de la residencia.)			DIRECCIÓN DE CORREO PÚBLICO (Opcional) (Dirección en la que recibe la correspondencia relacionada con la campaña, si está disponible.)		
CIUDAD	ESTADO	CÓDIGO POSTAL	CIUDAD	ESTADO	CÓDIGO POSTAL
DIRECCIÓN DE CORREO ELECTRÓNICO PÚBLICO (Opcional) (Dirección donde recibe correo electrónico relacionado con la campaña, si está disponible.)		OCUPACIÓN (No deje este espacio en blanco)	FECHA DE NACIMIENTO / /	VUID – NÚMERO ÚNICO DE IDENTIFICACIÓN DE VOTANTE ² (Opcional)	
INFORMACIÓN DE CONTACTO TELEFÓNICO (Opcional)					
Hogar:		Trabajo:		Celular:	
ESTADO DE CONDENA POR DELITO GRAVE (DEBE marcar una)			DURACIÓN DE RESIDENCIA CONTINUA A PARTIR DE LA FECHA EN QUE ESTA SOLICITUD FUE JURADA		
<input type="checkbox"/> No he sido finalmente condenado por un delito grave. <input type="checkbox"/> He sido finalmente condenado por un delito grave, pero he sido indultado o liberado de otro modo de las discapacidades resultantes de esa condena por delito grave y he proporcionado prueba de este hecho con la presentación de esta solicitud. ³			EN EL ESTADO DE TEXAS ____ año(s) ____ mes(es)		EN EL TERRITORIO/DISTRITO/PRECINTO DEL CUAL SE ELIGE EL CARGO BUSCADO ____ año(s) ____ mes(es)
*Si usa un apodo como parte de su nombre para aparecer en la boleta, también está firmando y jurando las siguientes declaraciones: Juro además que mi apodo no constituye un lema ni contiene un título, ni indica un punto de vista o afiliación política, económica, social o religiosa. He sido comúnmente conocido por este apodo durante al menos tres años antes de esta elección. Por favor, revise las secciones 52.031, 52.032 y 52.033 del Código Electoral de Texas con respecto a las reglas sobre cómo se pueden incluir los nombres en la boleta oficial.					
Ante mí, la autoridad abajo firmante, en este día apareció personalmente (nombre del candidato) _____, quien estando a mi lado aquí y ahora debidamente juramentado, bajo juramento dice: "Yo, (nombre del candidato) _____, del condado de _____, Texas, siendo candidato para el cargo de _____, juro que apoyaré y defenderé la Constitución y las leyes de los Estados Unidos y del Estado de Texas. Soy un ciudadano de los Estados Unidos elegible para ocupar dicho cargo según la Constitución y las leyes de este estado. No se me ha determinado por un fallo final de una corte que ejerce la jurisdicción testamentaria que esté totalmente incapacitado mentalmente o parcialmente incapacitado sin derecho a voto. Soy consciente de la ley de nepotismo según el Capítulo 573 del Código de Gobierno. Soy consciente de que debo divulgar cualquier condena previa de un delito grave y, si he sido condenado, debo proporcionar prueba de que he sido indultado o liberado de otro modo de las discapacidades resultantes de dicha condena final por delito grave. Soy consciente de que proporcionar a sabiendas información falsa en la solicitud con respecto a mi posible estado de condena por delito grave constituye un delito menor de Clase B. Juro además que las declaraciones anteriores incluidas en mi solicitud son, en todos los aspectos, verdaderas y correctas."					
X _____ FIRMA DEL CANDIDATO					
Jurado y suscrito ante mí este día _____ de _____ del _____ por _____. (día) (mes) (año) (nombre de candidato)					
Firma del oficial autorizado para administrar el juramento ⁴			Nombre del oficial autorizado para administrar juramentos en letra de molde Notarial o sello oficial		
Título del oficial autorizado para administrar el juramento					
TO BE COMPLETED BY FILING OFFICER: THIS APPLICATION IS ACCOMPANIED BY THE REQUIRED FILING FEE (If Applicable) PAID BY: <input type="checkbox"/> CASH <input type="checkbox"/> CHECK <input type="checkbox"/> MONEY ORDER <input type="checkbox"/> CASHIERS CHECK OR <input type="checkbox"/> PETITION IN LIEU OF A FILING FEE. This document and \$ _____ filing fee or a nominating petition of _____ pages received. <input type="checkbox"/> Voter Registration Status Verified					
____/____/____ Date Received		____/____/____ Date Accepted		(See Section 1.007) _____ Signature of Filing Officer or Designee	

INSTRUCCIONES

Una solicitud para un lugar en la elección general para una ciudad, distrito escolar u otra subdivisión política, no puede ser presentada antes de los 30 días antes de la fecha límite prescrita por este código para presentar la solicitud. Una solicitud presentada antes de ese día es nula. Todos los campos de la solicitud deben completarse a menos que estén específicamente marcados como opcional.

Para una elección que se lleve a cabo en una fecha de elección uniforme, el día de la fecha límite de presentación es el 78º día antes del día de la elección.

Si tiene preguntas sobre la solicitud, por favor póngase en contacto con la División de Elecciones del Secretario de Estado llamando al 800-252-8683.

LEY DE NEPOTISMO

El candidato debe firmar esta declaración indicando su conocimiento de la ley del nepotismo. Cuando un candidato firma la solicitud, es un reconocimiento de que el candidato conoce la ley del nepotismo. Las prohibiciones de nepotismo del capítulo 573, Código de Gobierno, se resumen a continuación:

Ningún funcionario puede nombrar, votar o confirmar el nombramiento o empleo de cualquier persona emparentada dentro del segundo grado por afinidad (matrimonio) o del tercer grado por consanguinidad (sangre) con sí mismo, o con cualquier otro miembro del órgano de gobierno o corte en el que se desempeña cuando la compensación de esa persona debe pagarse con fondos públicos o honorarios del cargo. Sin embargo, nada en la ley impide el nombramiento, la votación o la confirmación de cualquier persona que haya estado empleada continuamente en la oficina o el empleo durante el período siguiente antes de la elección o el nombramiento del funcionario o miembro emparentado con el empleado en el grado prohibido: seis meses, si el funcionario o miembro es elegido en una elección que no sea la elección general para funcionarios estatales y del condado.

Ningún candidato puede tomar medidas para influir en un empleado del cargo al que aspira a ser elegido o en un empleado o funcionario del organismo gubernamental al que aspira a ser elegido en relación con el nombramiento o el empleo de una persona emparentada con el candidato en un grado prohibido, tal como se ha indicado anteriormente. Esta prohibición no se aplica a las acciones de un candidato con respecto a una clase o categoría de buena fe de empleados o empleados prospectos.

NOTAS

¹Una solicitud para un lugar en la boleta electoral, incluida cualquier petición que la acompañe, es información pública inmediatamente después de su presentación. (Sección 141.035, Código Electoral de Texas)

²La inclusión del número único de identificación de votante (VUID, por sus siglas en inglés) es opcional. Sin embargo, a muchos candidatos se les exige que estén registrados como votantes en el territorio desde el cual se elige el cargo en el momento de la fecha límite de presentación. Por favor, visite el sitio web de la División de Elecciones de la Secretaría de Estado para obtener información adicional. <http://www.sos.state.tx.us/elections/laws/hb484-faq.shtml>

³La prueba de liberación de las discapacidades resultantes de una condena por un delito grave incluiría prueba de clemencia judicial según el Código de Procedimiento Penal de Texas 42A.701, prueba de indulto ejecutivo según el Código de Procedimiento Penal de Texas 48.01, o prueba de una restauración de derechos según el Código de Procedimiento Penal de Texas 48.05. (Opinión de Fiscal General de Texas KP-0251)

Se debe enviar uno de los siguientes documentos con esta solicitud:

Clemencia judicial según el Código de Procedimiento Penal de Texas 42A.701

Prueba de indulto ejecutivo según el Código de Procedimiento Penal de Texas 48.01

Prueba de una restauración de derechos según el Código de Procedimiento Penal de Texas 48.05

⁴Todos los juramentos, declaraciones juradas o afirmaciones hechas dentro de este estado pueden ser administrados y un certificado del hecho dado por un juez, secretario(a) o comisionado de cualquier corte de registro, un notario público, un juez de paz, secretario municipal (para una oficina de la ciudad) y el Secretario de Estado de Texas. Consulte el Capítulo 602 del Código del Gobierno de Texas para obtener la lista completa de personas autorizadas a administrar juramentos.

General Information

General Municipal Elections are held every year on the May uniform election date authorized by state law. The uniform May election date is the first Saturday of the month. The May 2023 Election will be held on Saturday, May 6, 2023. The following offices will be on the 2023 Ballot:

Mayor and 2 Alderman positions (two-year terms) Alderman Place 3 and Alderman Place 4

Filing Period for a Place on the Ballot & Location (where to File)

- First day to file is Wednesday, January 18, 2023
- Last day to file is Friday, February 17, 2023

Physical address for filing applications for a place on the ballot:

City of Shallowater
801 Avenue G
Shallowater, Texas 79363

Candidate Qualifications for City Council

- MUST be a citizen of the United States.
- MUST be at least 18 years old.
- MUST NOT have been determined mentally incapacitated by a final judgment of a court.
- MUST NOT have been finally convicted of a felony (unless pardoned or otherwise released from the resulting disabilities).
- MUST have resided in Texas continuously for one year.
- MUST have resided in the city for at least 6 months prior to the filing date of the election

If you satisfy the above requirements, you may submit an application during the designated filing period. Applications must be submitted to the Office of the City Secretary at the City of Shallowater City Hall.

Texas Ethics Commission Campaign Finance Filings

State law requires the filing of various forms by a candidate for city office. All candidates for city offices must file an "Appointment of a Campaign Treasurer by a Candidate" form with the city secretary before beginning their campaigns. Candidates who do not intend to accept more than \$500 in

political contributions or make more than \$1,010 in political expenditures may file a modified reporting declaration and operate under modified reporting. Under modified reporting, the candidate is not required to file any further forms beyond the final report, which is filed at the end of the campaign. Semiannual reports may still be required in some cases. Candidates who intend to accept more than \$1,010 in political contributions or make more than \$1,010 in political expenditures, or who exceed that amount even after filing for modified reporting, must file under regular reporting requirements. Reports due under these requirements must be submitted by January 15 and July 15 of each year. The reports filed on these dates are known as semiannual reports. An opposed candidate in an upcoming city election who is using regular reporting must file reports of contributions and expenditures 30 days and 8 days before the election. A candidate in a runoff must file a report 8 days before the runoff election. Candidates filing under regular reporting are also required to file a final report at the end of the campaign. Detailed information on filing is available on the Texas Ethics Commission's website at <https://www.ethics.state.tx.us/>

The Shallowater City Council

POWERS OF THE CITY COUNCIL

All powers of the city and the determination of all matters of policy shall be vested in the council. Without limitation of the foregoing, and among the other powers that may be exercised by the council, the following are hereby enumerated for greater certainty:

- To appoint and remove the City Administrator.
- To establish other administrative departments and distribute the work of divisions and to abolish or consolidate said departments and divisions.
- Adopt the budget of the City of Shallowater.
- Inquire into the conduct of any officers, departments or agency of the city and make investigations as to municipal affairs.
- To appoint the necessary commissions and boards to assist the council in the performance of its duties and responsibilities, such powers subject to the restrictions of this charter and the laws of the State of Texas.
- Adopt plats.
- Adopt and modify the official map of the city.
- Authorize the issuance of bonds by a bond ordinance.
- Adopt and modify the zoning plan and the building code of the City.

- Provide for an independent yearly audit.
- Fix salaries and compensation of non-elective city offices and employees.
- Compromise and settle any and all claims and lawsuits of every kind and character in favor of or against the City.

VACANCIES

A vacancy occurring in the council, including the office of mayor, shall be filled by a person having the qualifications of an elective official of the city and selected in the following manner: If a single vacancy occurs and the council member's seat which is vacated has less than one year remaining, then the council may appoint a successor to serve the remainder of the term. If the position that is vacated has more than one year remaining, then the council shall appoint a successor to serve until the next regular city election at which time the position will be placed on the ballot for the unexpired term. If two or more vacancies occur at one time, a special election shall be called by the remaining members of the council in accordance with the Election Code to fill the vacancies for the unexpired terms.

MEETING OF THE COUNCIL

The city council shall hold at least one regular meeting in each month, at a time to be fixed by it for such regular meetings, and may hold as many additional regular or emergency meetings during the month as may be necessary for the transaction of the business of the city and its citizens. All meetings of the City Council must be conducted in accordance with the Texas Open Meetings Act, as amended, or successor statute.

VOTING POWERS OF THE COUNCIL

In all matters of consideration before the city council, equal voting powers are hereby bestowed upon the mayor and each council member. The mayor shall vote on each issue along with the council members and a majority vote of the city council shall determine the outcome of the question.

City Council regular meetings are held on 3rd Tuesday of the month at 7:00p.m. Agendas and minutes are posted on website under Agendas & Minutes.

City of Shallowater Government

The City of Shallowater is a Type A General Law city, governed locally by an elected City Council consisting of a Mayor and five Aldermen.

The City of Shallowater has a Mayor-Council Structure

- The mayor is the ceremonial head of government and presides over the council or board of aldermen meetings.
- The council sets meetings.
- The council sets policy.
- Broad administrative authority is vested with the mayor and members of the council with an administrator and designated department heads appointed by the mayor and council.

Basic Services Provided

The basic services provided by the city are as follows:

- **Public Safety: police, fire, and ambulance service**
- **Utilities: water and sewer, and trash collection**
- **Land Use: planning, zoning, code enforcement, and other regulatory activities**
- **Transportation: street maintenance**
- **Recreation/Culture: Young City Park and Splash Pad**
- **Legal: ordinances protecting the public health, safety, and welfare of the City of Shallowater**

May 6, 2023
Candidate's Election Calendar

Date	Day of Week	Description
January 18, 2023	Wednesday	First Day to file for a place on the ballot (8:00 am - 5:00 pm)
February 17, 2023	Friday	Last Day to file for a place on the ballot (8:00 am - 5:00 pm)
February 21, 2023	Tuesday	Last day to file for a place on the ballot as a <i>write-in</i> candidate (8:00 am - 5:00pm)
February 24, 2023	Friday	Last day to withdraw as ballot candidate and not have your name on the ballot (8:00 am - 5:00 pm)
February 24, 2023	Friday	Last day to withdraw as a write-in candidate and not have your name on the ballot (8:00 am - 5:00 pm)
February 27, 2023	Monday	Drawing for place on ballot at City Hall (10:00 am)
April 6, 2023	Thursday	Last day to register to vote for the May 6, 2023 Election
April 6, 2023	Thursday	Due date for filing first report of campaign contributions and expenditures by 5:00 pm (30th Day Report)
April 24- May 2, 2023	Monday- Friday	Early voting by personal apperance at Shallowater Community Center (8:00 am - 5:00 pm) Closed Saturday and Sunday
April 28, 2023	Friday	Due date for filing second report of campaign contributions and expenditures by 5:00 pm
May 6, 2023	Saturday	<i>Election Day at Shallowater Community Center 7 am-7 pm</i>
May 17, 2023	Wednesday	Last Day for conducting the official canvass of the election.

TEXAS MUNICIPAL CLERKS CERTIFICATION PROGRAM



Election Calendar
For a City's General Election on May 6, 2023

(last updated October 14, 2022)

This calendar includes all major actions for which the Election Code prescribes a specific deadline, but this calendar does not include actions that can vary from one city to another (for example, preparation of voting equipment and forms). Each city secretary should use the chart in §1.62 of the *Texas Municipal Election Law Manual* (6th edition) [abbreviated as M or Elections Manual] together with this calendar to fill in those dates on the city secretary's personal election calendar. Always verify the latest version of the calendar on the TMCA's website (under "publications").

Dates in column 1 are 2023 unless noted otherwise. Actions in column 2 relate to general elections (those in *italics pertain to early voting*), but some notes for special elections have been included. The actions are typically taken by the city secretary, but deviations appear in column 3. Column 4 is a cross reference to the Elections Manual.

"ED Interval" in column 5 indicates the time between the date of the action and election day. For example, the notation "50th" in the entry for March 17 means mandatory office hours begin the 50th day before election day; the notation "+10" in the entry for May 16 means that the LAST DAY for the presiding judge of the early voting ballot board to mail voters notices of rejected mail ballots is the 10th day after election day. An asterisk (*) in this column indicates the time stated is not required by statute.

When a statutory provision prescribes the LAST DAY for the performance of an act, the number in column 5 reflects that day. If the statutory date is moved because of a Saturday, Sunday, or state or national holiday [M §1.52(b); endnote 6], the resulting date is designated in column 1, and column 5 indicates, in parentheses and italics, the actual number of days measured from election day. When a deadline is extended for this reason, the extended date is used for determining other due dates. Not all due dates revolve around election day and are so noted.

The last column has been reserved to show completion of the event in column 2. A dashed line in the table between entries indicates separate events that fall on the same day.

To prepare a calendar for a runoff election, see M §§12.01-.02; for a special election to fill a vacancy in office, see M §12.03; for a special election on a measure, see generally M §12.12. When reading the Election Code, the city secretary should remember to read the chapter and subchapter titles to determine if the section applies to cities. Abbreviations in the calendar are the same as those used in the Elections Manual.

Date	Action	By or With Whom Taken	M 5	ED Interval	✓
Fri May 6 2022	One-year deadline for website posting certain candidacy and other information. Note: See endnote 1.	City Secretary	2.13(d)(2)	365th	
Mon Dec 19 2022	LAST DAY to post on bulletin board notice of the filing period for the general election (SOS Form 1-20).	City Secretary	2.13(d)(1)	138th (30 days b/4 1st day to file)	
Sun Jan 1 2023	FIRST DAY voters may apply for a ballot by mail (ABBM), for an Annual ABBM, or for a Federal Postcard Application (FPCA). Note: The first day does not move despite the New Year's Day holiday. See D Day – 11 days for end of period.	City Secretary	9.44(a)	1st day of year	
Thu Jan 5	Obtain forms: candidate's application for place on ballot, appointment of campaign treasurer (candidate and specific-purpose committee), report of contributions and expenditures (candidate-officeholder and specific-purpose committee), application for mail ballot, administrative forms, and precinct forms.	City Secretary	5.31	*121st	
Thu Jan 5- Fri Jan 27	Review M §1.62 for possible action: Steps 1-5 (revising election precincts, designating polling places, changing method of voting, and contracting, if any) and Step 12 (establishing or changing terms of election judges).	City Secretary and City Council	1.62	*121st thru *99th	
Tue Jan 17	LAST DAY for timely filing of semi-annual report of contributions and expenditures. Note: Because Jan 15 is a Sun and Mon is Martin Luther King Day, the deadline is extended to Tue.	City Secretary	3.12(b) 3.16	Jan 15	
Wed Jan 18	FIRST DAY for filing application for place on general election ballot (SOS Form 2-26). Note: Filing for a general election may occur before the election is ordered (as opposed to a special election). Period ends at 5 p.m. E Day – 78 days.	City Secretary	2.13(a) 2.14(a)	108th (30 days b/4 filing dead-line)	
Wed Jan 18	FIRST DAY for filing declaration of write-in candidacy (SOS Form 2-28). Note: Periods ends at 5 p.m. E Day – 74 days.	City Secretary	2.19(b)	108th	

*An asterisk in Column 5 "ED Interval" is a time not statutorily required; EC §1.006 does not apply.

Date	Action	By or With Whom Taken	M §	ED Interval	✓
Mon Jan 23- Fri Feb 17	Recommended period and statutory deadline for ordering a general election (SOS Form 1-2). Note: Sometimes the phrase "calling" election is used. The deadline may be different for a special election. See endnote 2 for mock student elections. Home-rule cities see endnote 3. Cities contracting should informally notify their contracting partners.	Mayor	6.03	*103rd thru 78th	
Mon Feb 6	LAST DAY for small city in small county to apply for exception to accessibility requirements (SOS Form 13-4). Note: Because the deadline falls on Sun, it moves to Mon.	City Secretary to SOS	5.25(c)	90th (89th)	
Tue Feb 14 midnight	Death and ballot preparation: If a candidate dies on or before this date, the City Secretary MUST remove the candidate's name from ballot. Note: If a candidate dies after this date but on or before the filing deadline, see endnote 4.	City Secretary	6.23(c)	81st [day b/4 day b/4 filing deadline (3rd day)]	
Fri Feb 17	LAST DAY for ordering a general or special election for the uniform date in May (SOS Form 1-2). Note: See endnote 2 for student elections. Home-rule cities see endnote 3.	Mayor	6.03	78th	
Feb 17 5 p.m.	LAST DAY for filing application for place on general election ballot (SOS Form 2-26). Note: City Secretary's office should stay open until 5 p.m. Mailed applications are filed when received. For deceased candidates, see endnote 4. If no candidate has filed in a city with 4-year terms, the filing deadline is extended to 5 pm Fri. March 10.	City Secretary	2.14 6.23(c)	78th	
Feb 17	Recommended last day for notice designating election precincts and polling places.	City Council	5.42(d)	*78th	
Feb 17	Recommended first day to provide 4-day notice of drawing to candidate. Note: Only written notice by mail is required 4 days before the drawing, but phone or email notice should follow the same timeline. Public notice must be posted (SOS Form 3-2) 72 hours before date of drawing.	City Secretary	6.22(a)(2)	*78th	
Mon Feb 20	Recommended first date for preliminary work to appoint election judges.	City Secretary	7.01	*75th	

*An asterisk in Column 5 "ED Interval" is a time not statutorily required; EC §1.006 does not apply.

Date	Action	By or With Whom Taken	M §	ED Interval	✓
Feb 20	Recommended first day to post public's 72-hour notice of drawing for order of names on ballot (SOS Form 3-2).	City Secretary	6.22(a)	*75th	
Tue Feb 21 5 p.m.	LAST DAY for a write-in candidate to declare candidacy in the general election (SOS Form 2-28). Note: City Secretary's office should stay open until 5 p.m. Mailed applications are filed when received. For deceased candidates, see endnote 4. For special elections to fill a vacancy, see the 75th day.	City Secretary	2.18(b)	74th	
Wed Feb 22	Recommended date to deliver the certification of unopposed candidates to city council if a candidate does not have an opponent in an election considered to be a separate election (SOS Form 12-1).	City Secretary	6.12	*73rd	
Thu Feb 23- Mon Feb 27	Recommended period to conduct drawing for order of names on ballot, prepare ballot format, and send information to the printer.	City Secretary	6.22(b) 6.25 6.26	*72nd thru *68th	
Fri Feb 24 5 p.m.	LAST DAY for a ballot or write-in candidate in general election to submit a certificate of withdrawal (SOS Form 2-33) and have name omitted from the ballot. Note: City Secretary's office should stay open until 5 p.m. A withdrawal after this date is valid if it is submitted before the ballots are prepared AND if the public notice of the logic and accuracy test has not been published. EC §1.006 does not apply to withdrawal deadlines [EC §145.092(e)].	City Secretary	6.23(c) 2.31(b)	71st	
Feb 24 5 p.m.	LAST DAY that a declaration of ineligibility causes omission of candidate's name from ballot in the general election. Note: City Secretary's office should stay open until 5 p.m.	City Secretary	2.33(d)	71st	
Feb 24	Recommended first day to cancel (SOS Form 12-2). Note: Unopposed races must be cancelled.	City Council	6.19-.16	71st	

*An asterisk in Column 5 "ED Interval" is a time not statutorily required; EC §1.006 does not apply.

Date	Action	By or With Whom Taken	M §	ED Interval	✓
Tues Mar 7	Period the Texas Ethics Commission will defer an investigation until after election (or runoff).	City Secretary Texas Ethics Commission	3.01(b)(2)	60th thru E Day	
Mar 7	LAST DAY to deliver notice of the election to the county clerk and voter registrar of each county where the city is located. Note: This is not the publication or posting deadline.	City Council (City Secretary)	6.54(a)	60th	
Mar 7	Recommended day to contact the county concerning availability of the initial list of voters who submitted annual applications for ballot by mail (ABBM).	City Secretary	9.43	*60th	
Fri Mar 10 5 p.m.	Extended deadline to file for a place on the ballot in a city office having a 4-year term if no one has filed by 5 p.m. on Feb 17.	City Secretary	2.13(b)	57th	
Mon Mar 13- Fri Mar 24	Recommended period for appointing election judges plus members of the EVBB and SVC. Note: Home-rule cities see endnote 3.	City Council	7.42(a)(2) 7.23-.24 7.33-.34	*54th thru *43rd	
Thu Mar 16	Recommended date to print ballots that have been prepared earlier.	City Secretary	6.25	*51st	
Fri Mar 17	FIRST DAY of mandatory office hours. Note: City Secretary must keep office open for at least 3 hours a day during regular office hours on regular business days. Period ends E Day + 40 days.	City Secretary	6.80(a)	50th	
Mar 17	LAST DAY for a challenge of a candidate application based on form, content, procedure.	City Secretary	2.16(d)	50th	
Wed Mar 22	LAST DAY to mail ballots to FPCA voters and other voters who are eligible for early voting because they are voting from outside the U.S. Note: If it is not possible to mail these ballots by this deadline, the City Secretary must notify the SOS within 24 hours. SOS does not apply EC §1.006 to this deadline. Respond to FCPA applications received after this date within 7 days (the same as non-FCPA applications). Rosters must be posted to website by 11 a.m. on the following day (SOS Forms 5-10 & 5-9a).	City Secretary	9.49(b) 9.82	45th	

*An asterisk in Column 5 "ED Interval" is a time not statutorily required; EC §1.006 does not apply.

Date	Action	By or With Whom Taken	M §	ED Interval	✓
Thu Apr 6 5 p.m.	LAST DAY for filing first report of campaign contributions and expenditures by opposed candidates and specific-purpose committees. Note: City Secretary's office should stay open until 5 p.m. The deadline is extended to midnight for electronic filing. See endnote 5 for current threshold dollar amounts.	City Secretary	3.13(b)	30th	
Apr 6	LAST DAY for submitting voter registration application in time to vote at the election or for requesting transfer of registration in time to vote in new precinct not in the same county and territory.	Registrar	4.07(f) 4.07(g)	30th	
Apr 6- Wed Apr 26	Period for publishing notice of election. Note: Must be published once; perhaps more for a special election on a measure. Home-rule cities see endnote 3.	Mayor	6.52(a)	30th thru 10th	
Apr 6	Minimum 10th day to begin posting continuous notice if SVC meets on first available date, Apr 16. Note: The city council makes the appointments not later than 5 days after the City Secretary calls for appointment (SOS Forms 5-52 & 5-53). Post notice of appointment (SOS Form 5-55)	City Secretary City Council	6.70(a) 7.33 7.34	*30th	
Apr 6	Recommended last day to notify presiding judges of duty to hold election (SOS Forms 1-40 to 4-12).	Mayor	7.42(a)(2)	*30th	
Apr 6	Recommended last day to request voter registrar to prepare lists of registered voters and furnish statement of residence forms to be used in conducting the election.	City Secretary	4.34(a)	*30th	
Apr 6	Recommended day to begin posting the notice of voting order priority for voters with mobility issues on the city's website (SOS Form 7-33).	City Secretary	10.23(d)	*30th	

*An asterisk in Column 5 "ED Interval" is a time not statutorily required; EC §1.006 does not apply.

Date	Action	By or With Whom Taken	M §	ED Interval	✓
Sat Apr 15 (Fri Apr 14 recom- mended)	LAST DAY for posting (SOS Form 1-11) (1) notice of election on bulletin board used for posting notices of city council meetings and (2) date, location of each polling place, and each candidate and measure on the ballot on the city's website. Note: The 21st day is Sat, meaning the notice can be delayed until Mon. The better practice is to post by Fri through at least election day. For cities conducting bond elections, additional posting and publication requirements apply. Home-rule cities see endnote 3.	City Secretary	6.52(b) 12.15(e)	21st (22nd)	
Sun Apr 16 (Fri Apr 14 recom- mended)	Type B cities: LAST DAY to post notice of election in 3 public places (SOS Form 1-11). Note: EC §1.006 does not apply to this LGC deadline; the better practice is to post before the weekend.	City Secretary	6.52(b)(3)	20th	
Apr 16	FIRST DAY SVC may begin work. Note: EC §1.006 does not apply to the starting date. EC §87.0271 requires SVC to inform voters of certain defects in the carrier envelope within 2 days of identification (SOS Forms 8-20 to 8-24).	City Secretary	6.70(a) 6.72	20th	
Mon Apr 17	LAST DAY for unregistered applicant to submit FCPA application and be eligible to vote a full ballot. Note: The 20th day before the election is Sun, Apr 16. The deadline is extended so that if the application is placed in the mail by Mon, Apr 17, it is timely.	City Secretary	9.61(a)	20th (19th)	
Tue Apr 18	Recommended last day for publication of notice of the test of automatic tabulating and DRE equipment to be used in early voting if the test is on Apr 21. Note: Notice for tabulating equipment must be 48 hours before date of test. Notice for DRE equipment must be 48 hours before test begins. DREs cannot be used after Sept 1, 2026 except by disabled voters.	City Secretary	6.63(d)(1) 6.63(d)(2) 6.64(c)	18th	
Apr 18	LAST DAY early voting clerk, upon receipt of defective early voting application, must mail 2nd application with explanation of defects and instructions (SOS Forms 6-2 to 6-4).	City Secretary	9.46(b)	18th	

*An asterisk in Column 5 "ED Interval" is a time not statutorily required; EC §1.006 does not apply.

Date	Action	By or With Whom Taken	M §	ED Interval	✓
Wed Apr 19	<i>LAST DAY to begin posting continuous notice of schedule for branch early voting polling places if not included in earlier notice of election (SOS Form 5-49). Note: The May early voting period is not the same as November of even-numbered years.</i>	City Secretary	9.14(c)	17th (5th day b/4 EV in person)	
Fri Apr 21	<i>LAST DAY to accept an FPCA without a postmark to prove mailing date and mail the voter a full ballot if the voter is not permanently registered but meets the requirements to be registered under EC Title 2.</i>	City Secretary	9.66(b)	15th	
Apr 21	<i>LAST DAY for conducting first test of automatic tabulating and DRE equipment to be used for early voting. Note: Notice for tabulating equipment must be 48 hours before date of test. Notice for DRE equipment must be 48 hours before test begins. DREs cannot be used after Sept 1, 2026 except by disabled voters.</i>	City Secretary	6.63(d) 6.64(c)	15th	
Apr 21	<i>LAST DAY to notify judges of duty to hold the election (SOS Form 4-10 to 4-12).</i>	Mayor	7.44(a)	15th	
Apr 21	<i>LAST DAY to challenge write-in candidate for form, content, and procedure.</i>	City Secretary	2.18(f)	15th	
Sun Apr 23	<i>FIRST DAY a city holding a joint election with a county with a population of 100,000 or more may convene the EVBB to process mail ballots. Note: EC §1.006 does not apply to the first day. 24-hour notice must be posted for each delivery of voting materials made before election day (SOS Forms 6-6 & 6-7). The board may process the materials but may not count the ballots until after the end of the period of early voting by personal appearance. The board must provide notice of opportunity to cure certain defects in the carrier envelope within 2 days of identifying the deficiency (SOS Forms 8-20 to 8-24).</i>	City Secretary Early Voting Ballot Board	9.57(a)(2) 10.03	13th	
Mon Apr 24	<i>FIRST DAY for early voting by personal appearance. Note: If voting will be conducted on Sat or Sun, notice of schedule must be posted at least 72 hours before first hour of the weekend voting (SOS Form 5-47).</i>	City Secretary	9.14	12th	

*An asterisk in Column 5 "ED Interval" is a time not statutorily required; EC §1.006 does not apply.

Date	Action	By or With Whom Taken	M §	ED Interval	✓
Apr 24	<i>FIRST DAY for new illness or disability allowing late application for late (emergency) early voting (SOS Form 5-18). Note: While the injury or disability occurs on or after this date, the application cannot be submitted until the day after the early voting period ends.</i>	Voter	9.73	12th	
Apr 24- Thu Apr 27	<i>Possible period for posting notice amending notice of branch early voting polling places after early voting by personal appearance starts.</i>	City Secretary	9.14(d)	12th thru 9th	
Tue Apr 25	<i>LAST DAY to accept application for a ballot to be voted by mail, by 12 noon or close of business, whichever is later. Note: If the deadline falls on a Sat, Sun, or legal holiday, then personal delivery must be the first regular business day preceding that day. Originals are due 4 days after fax or email (except emailed FCPA).</i>	City Secretary	9.44(b)(1) 9.45(b-c) 9.68(c)	11th	
Apr 25	<i>LAST DAY to accept an FPCA from a registered voter.</i>	City Secretary	9.61(c) 9.68(a, c)	11th	
Apr 25	<i>LAST DAY for county clerk or election administrator to deliver final list of voters that submitted an annual ABBM.</i>	City Secretary	9.43(a)(2)	11th	
Wed Apr 26	<i>LAST DAY to publish of notice of election (SOS Form 1-11). Note: Home-rule cities see endnote 3.</i>	Mayor	6.52(a)(1)	10th	
Fri Apr 28 5 p.m.	<i>LAST DAY for filing second report of campaign contributions and expenditures. Note: Deadline extended to midnight for electronic filing. See endnote 5 for current monetary thresholds.</i>	City Secretary	3.15	8th	
Mon May 1	<i>LAST DAY to publish notice of first test of automatic tabulating equipment or DRE Note: Testing must occur 48 hours before equipment is used (E Day at 7 a.m.). Notice for tabulating equipment must be published 48 hours before test date. Notice for DRE must be published 48 hours before test begins.</i>	City Secretary	6.64(b-c) 6.63(d)(1)	5th	

*An asterisk in Column 5 "ED Interval" is a time not statutorily required; EC §1.006 does not apply.

Date	Action	By or With Whom Taken	M §	ED Interval	✓
May 1	<i>FIRST DAY for death in family to qualify for late (emergency) early voting (SOS Form 5-16). Note: While the death occurs on or after the day before the last day of early voting by personal appearance, the application cannot be submitted until the day after early voting by personal appearance ends. Voting by this method (SOS Form 5-27) ends close of business the day before election day.</i>	City Secretary	9.73(a)	5th	
Tue May 2	<i>LAST DAY of regular early voting by personal appearance (versus special forms of early voting).</i>	City Secretary	9.11(b)	4th	
May 2 Sat May 6	<i>Once early voting by personal appearance is over until 7 p.m. on election day, early voting materials may be delivered to the EVBB for qualifying purposes when paper ballots are used or automatically tabulated ballots are used at a central counting station. Note: Ballots may not be counted until election day, except if election is held jointly with a county of 100,000 or more. Post notice of delivery continuously 24 hours before each delivery (SOS Forms 6-6 & 6-7). Ensure that the counting equipment has been tested at least 48 hours before tabulation begins.</i>	City Secretary	9.57(a)(1) 9.57(a)(3)	4th thru close of polls	
May 2	<i>FIRST DAY the EVBB may begin counting ballots in an election held jointly with a county having a population of 100,000 or more. Note: Ensure that the counting equipment has been tested at least 48 hours before tabulation begins.</i>	Early Voting Ballot Board	9.57(a)(2)	4th thru close of polls	
Wed. May 3	<i>LAST DAY to receive in the mail an application to cancel mail ballot (SOS Form 5-17). Note: SOS does not apply EC §1.006.</i>	City Secretary	9.54(a)	3rd	
May 3 Fri May 5	<i>Period to apply for late (emergency) early voting because of death in family May 1 or later. Note: Requires absence from county on election day. Period ends the day before E Day.</i>	City Secretary	9.73	3rd	

*An asterisk in Column 5 "ED Interval" is a time not statutorily required; EC §1.006 does not apply.

Date	Action	By or With Whom Taken	M §	ED Interval	✓
May 3- Sat May 6 5 p.m.	<i>Period to apply for late (emergency) early voting because of illness or disability originating on or after Apr 24 (SOS Form 5-18). Note: The deadline for returning the marked ballot is 7 pm E Day, but applications must be received by 5 pm E Day.</i>	City Secretary	9.72(b)	3rd thru Election Day	
Wed May 3	<i>LAST DAY for first test of automatic tabulating or DRE equipment. Note: To assure 48 hours before 7 a.m. of election day, test must be by 3rd day. Notice must be published at least 48 hours before date of test.</i>	City Secretary	6.63(d)(2) 6.64(b-c)	*3rd	
May 3- May 5	<i>Recommended time to prepare list of registered voters for EVBB if more than one early voting polling place. Note: The EVC must identify those who voted early before this list is delivered to the precinct election judges.</i>	City Secretary	9.83	*3rd thru 1st	
Fri May 5	<i>LAST DAY (by close of business) to apply for and vote a ballot by personal appearance due to death in immediate family that occurred May 1 or later (SOS Form 5-16).</i>	City Secretary	9.73(b)	1st	
Fri May 5	<i>LAST DAY to deliver precinct list of registered voters, with the early voting voters marked, to presiding judges and recommended date for delivery of supplies to presiding judges.</i>	City Secretary	9.83(e)	1st	
May 5	<i>One-year deadline to post certain information on the city's website for the next general election to be held on May 4, 2024. Note: See endnote 1.</i>	City Secretary	2.13(d)(2)	next May election - 365 days	
May 5	<i>Recommended date for delivery of equipment to polling places. Note: Statutory deadline is 6 a.m. on election day.</i>	City Secretary	6.65(b)	*1st	
May 5	<i>Recommended day to post notice of council meeting to canvass the returns if canvass will be on 3rd day after election. Note: Notice must be posted at least 72 hours before time of meeting. Due to late ballots that can be counted, a later canvass is likely.</i>	City Secretary	11.13	*1st	

*An asterisk in Column 5 "ED Interval" is a time not statutorily required; EC §1.006 does not apply.

Date	Action	By or With Whom Taken	M §	ED Interval	✓
Sat May 6 7 a.m.- 7 p.m.	ELECTION DAY. Polls are open. Voting by sick or disabled voters at main early voting place, where electronic voting systems are used at precinct polling place. <i>Early voting clerk's office must remain open for early voting activities</i>	City Secretary	9.71 10.13(c)	E Day	
May 6	<i>Deliver early voting ballots, etc., to EVBB. Note: Second key to ballot box is delivered by chief of police or marshal.</i>	City Secretary Judge EVBB (sets time)	10.13(c)(1) 9.57(b)(1)	E Day	
May 6 5 p.m.	<i>LAST HOUR for late applications for ballots (SOS Form 5-18) from voters who became ill or disabled Apr 24 or later.</i>	City Secretary	9.72(b)	E Day	
May 6 7 p.m.	<i>LAST HOUR for receiving ballots from voters who became ill or disabled Apr 24 or later.</i>	City Secretary	9.72(b)	E Day	
May 6 7 p.m.	<i>LAST HOUR to receive mailed ballots with no postmark, except overseas and armed forces ballots and certain ballots placed for delivery before this deadline. Note: Check mailbox at 7 pm regardless of regular delivery schedule. See deadline E Day +1 day.</i>	City Secretary	9.50(a)	E Day	
May 6	Receive precinct records, voted ballots, etc. Note: Chief of police or marshal receives keys to ballot boxes containing voted ballots.	City Secretary Mayor	10.13(c) 10.32(d)	E Day	
May 6	Prepare unofficial tabulation of results. Note: Presiding judge must notify City Secretary if counting will not be complete by 2 a.m.	City Secretary	10.34 10.32(b)	E Day	
Mon May 8 5 p.m.	<i>LAST DAY to receive mailed ballots if the carrier envelope arrives before 5 p.m. and has a cancellation mark indicating it was placed for delivery at or before 7 p.m. local time for the place of election. Note: Because the deadline falls on Sun, it moves to Mon. This deadline applies to voters who applied for a ballot by mail and cast a by-mail ballot from within the U.S.</i>	City Secretary	9.50(a)	+1 (+2)	
May 8	<i>FIRST DAY for public access to early voting by mail applications, ballot materials, and annual ABBMs.</i>	City Secretary	11.70(d)(2)	+1 (+2)	
May 8	<i>LAST DAY to deliver provisional ballots to voter registrar of each county in which city is located.</i>	City Secretary	10.30(a)(2)	+1 (+2)	

*An asterisk in Column 5 "ED Interval" is a time not statutorily required; EC §1.006 does not apply.

Date	Action	By or With Whom Taken	M §	ED Interval	✓
Tue May 9	Recommended day to provide official statement of elected officer (SOS Form 10-3) and oath of office (SOS Form 10-2) to candidates who appear to have won or may win. Note: Provided for information; they must be signed after the canvass.	City Secretary	11.20 11.21	+3	
May 9 - Mon May 15	Period during which EVBB may meet to count ballots received from outside the U.S. if the early voting clerk certifies that all ballots mailed from outside the U.S. have been received.	Early Voting Ballot Board	11.02	+3 thru +9	
May 9 - Tue May 30	Period for partial manual count of electronically counted ballots to begin not later than 72 hours after polls close and be completed by E Day +21st day. Note: Because the deadline falls on Sat and Mon is Memorial Day, the deadline moves to Tue.	City Secretary	11.31	+3 thru +21 (+25)	
May 9 - 17	Recommended period to complete report of early votes cast for each candidate or measure, by election precinct. Note: must occur before canvass.	City Secretary	11.04(b)	*+3 thru *+11	
May 9 - 17	Period for official canvass. Note: Canvass may occur only if all FPCA ballots have been received, the EVBB has completed the count of provisional ballots, and there are no deficiencies in mailed ballot carrier envelopes (certain deficiencies can be cured up to 6th day after election day). The canvass period of even-numbered Novembers is 14 days long.	Mayor (sets time) City Secretary (records results) City Council (takes action)	11.12 6.72	+3 thru +11	
May 9 - 17	Recommended period after canvass to issue certificates of election and collect signed oath and anti-bribery statement. Note: If a recount is requested, documents are not issued until after the recount.	Mayor	11.20	*+3 thru *+11	
Thu May 11	LAST DAY to receive a ballot from outside the U.S., from a non-military voter, IF cancellation or receipt mark indicates ballot was placed for delivery by 7 p.m. on election day.	City Secretary	9.50(b)(1) 9.68 11.02	+5	

*An asterisk in Column 5 "ED Interval" is a time not statutorily required; EC §1.006 does not apply.

Date	Action	By or With Whom Taken	M §	ED Interval	✓
Fri May 12	<i>LAST DAY to receive an FPCA ballot from a member of the U.S. Armed Services or Merchant Marines or a spouse or dependent of a member. Note: NO cancellation or receipt mark showing date placed for delivery is required on these ballots.</i>	City Secretary	9.50(b)(2)	+6	
May 12	LAST DAY for provisional voter to present ID to voter registrar or execute required affidavit (SOS Form 7-15).	Voter Registrar	10.30(d) 9.26(d)(3)	+6	
May 12	LAST DAY for voter registrar to complete the review of provisional ballots. Note: The period is one day longer for elections in November of even-numbered years	Voter Registrar	10.30(d)	+6	
May 12	<i>LAST DAY for a vote-by-mail voter to cure certain deficiencies in the carrier envelope.</i>	Voter	6.72	+6	
May 12	Type A cites: FIRST DAY elected officials may qualify and assume duties of office. Note: LGC §22.006 states 5th day after election not counting Sun. The resulting day is the 6th day after. Officials may not take office until the canvass is complete unless the election was cancelled.	Candidate with City Secretary	11.23(a)	+6	
Sun May 14 - Mon May 22	Period to order a runoff election, if necessary. Note: This must occur not later than 5th day after canvass. Home-rule cities see endnote 3.	City Council or Mayor	12.01(c)(2)	+8 thru +16	
Mon May 15	LAST DAY for voter registrar to designate a time of delivery of provisional ballots to the general custodian of election records or presiding judge of the EVBB. Note: Must occur before EVBB convenes. Because the deadline falls on Sat, it moves to Mon.	Voter Registrar	10.30(d)	+7 (+9)	
May 15	FIRST DAY a mailed ballot can be rejected if the carrier envelope was not properly executed, the signatures do not match, or is missing a statement of residence.	Early Voting Ballot Board	6.72	+7 (+9)	
May 15	LAST DAY for general custodian of election records or presiding judge of the EVBB to retrieve the provisional ballots from the voter registrar.	City Secretary or Judge of EVBB	10.30(d)	+9	

*An asterisk in Column 5 "ED Interval" is a time not statutorily required; EC §1.006 does not apply.

Date	Action	By or With Whom Taken	M §	ED Interval	✓
May 15	LAST DAY for the EVBB to convene for counting the provisional ballots or any mail ballots timely and properly received after election day. Note: This deadline is the 13th day for elections in November of even-numbered years.	Early Voting Ballot Board	11.01(b)	+9	
Tue May 16	LAST DAY for presiding judge of EVBB to mail notices of rejected mail ballots to voters (SOS Form 5-42).	Judge of EVBB	11.03(a)	+10	
Wed May 17	LAST DAY for conducting the official canvass of the election.	City Council	11.12	+11	
Fri May 19-Sat May 27 (May 26 recommended)	Period during which notice of disposition of provisional ballots must be mailed to voters (SOS Form 8-17). Note: EC §1.006 arguably does not apply to a timeframe set by rule, 1 TAC 81.176(e). Mon, May 29, is Memorial Day. Accordingly, Fri, May 26 is recommended.	Judge of EVBB or City Secretary	11.01(f)	varies by 10th day after canvass	
Mon May 22	Election records must be available in an electronic format no later than this day, for a fee of not more than \$50.00. Note: Because the deadline is Sun, it moves to Mon.	City Secretary	11.70(c)	+15 (+16)	
Mon May 29-Tue July 4	Possible period for runoff election, depending on date of official canvass, unless a home-rule charter provides for a later date. Note: Because the deadline is Sat and Mon is the July 4 holiday, the deadline moves to Tues. EC §1.006 does not apply to the start of the period, but as a practical matter, an election is not likely to be held on Memorial Day. The order of the names on the runoff ballot appear in the same order as on the general election ballot, so no ballot drawing is required.	City Secretary/ City Council	12.01(d) 12.02(e)	+20th- +45th (47th) day after canvass	
Tue May 30	LAST DAY for mailing results of manual count to SOS. Note: If +21st day is Sat, the deadline is extended to Mon, but May 29 is Memorial Day, a legal national holiday.	City Secretary	11.31(c)	+21 (+25)	
May 30	LAST DAY for EVBB to mail notice of outcome of provisional vote for canvassing on the last day.	Judge of EVBB or City Secretary	11.01(f)	10th day after canvass	

*An asterisk in Column 5 "ED Interval" is a time not statutorily required; EC §1.006 does not apply.

Date	Action	By or With Whom Taken	M §	ED Interval	✓
Mon Jun 5	Type A cites: LAST DAY elected officials may qualify and assume duties of office; if they fail to qualify by this day, the office is considered vacant.	Candidate with City Secretary	11.23(a)	+30	
Thu Jun 15	LAST DAY of mandatory office hours.	City Secretary	6.80(a)	+40	
Thu July 6	FIRST DAY for transfer of voted ballots from the locked ballot box to another secure container.	City Secretary	11.70(e)	+61	
Fri July 14	LAST DAY for timely filing of semiannual report of contributions and expenditures.	City Secretary	3.12(b)	July 15	
Fri Mar 7 2025	Last day of preservation period for ballots and other precinct election records of city election, except for candidate applications.	City Secretary	11.71(c)	+22 months	
Wed May 6 2025	Last day of preservation period for candidate applications and certain petitions.	City Secretary	11.71(d)	+2 years	

Endnotes

1. The following information must be posted on a city's website [M §2.13(d)], if the city maintains a website [M §1.53]: (1) the city's contact information, including a mailing address, telephone number, and e-mail address; (2) each elected officer of the city; (3) the date and location of the next election for officers of the city; (4) the requirements and deadline for filing for candidacy of each elected office of the city for the next election (posted one year prior to the date of that election); (5) notice of city council meetings; and (6) minutes of city council meetings. A city with population of less than 5,000 located in a county with population of less than 25,000 does not have to post (5) and (6). [GC §2051.201].
2. The city's governing body may choose to conduct a mock student election under EC §276.007. The major steps taken for a general election should be taken for a student election. The student election may be held on the first day before the election, but results must not be published until after the polls close on election day.
3. Follow home-rule city's charter provision, if any.
4. If a candidate on the ballot dies on or before the filing deadline, the City Secretary MAY choose to remove the candidate from the ballot, in which case, the filing deadline is extended 5 days. If that extended filing deadline for filing falls on a weekend or holiday, it moves to the next business day. Withdrawal deadlines after the extended filing deadlines will be impacted.

*An asterisk in Column 5 "ED Interval" is a time not statutorily required; EC §1.006 does not apply.

5. See Texas Ethics Commission rules [1 TAC §18.31] for the full list of threshold reporting dollar amounts. The following is a summary of the most common ones [M Ch. 3], which should be updated in January 2023:

Election Code §	Threshold Description	Original Amount	2022 Amount	2023 Amount
253.031(b)	<i>PAC: amount of contributions or expenditures permitted before appointment of treasurer is required.</i>	\$500	\$920	TBD
254.036	<i>Electronic Filing Exemption: amount at or below which a filer may qualify.</i>	\$20,000	\$28,800	TBD
254.095	<i>Local officeholders, contributions: amount over which reporting is required.</i>	\$500	\$940	TBD
254.181 254.182 254.183	<i>Candidate or specific-purpose PAC, modified reporting: contribution or expenditure amount at or below which filers may avoid pre-election reports.</i>	\$500	\$940	TBD

6. Election Code national and legal state holidays in the May 2023 election cycle are:

Holiday	Date
New Year's Day	January 1
Martin Luther King Day (3rd Monday of January)	January 16
Confederate Heroes Day	January 19
President's Day/Washington's Birthday (3rd Monday of February)	February 20
Texas Independence Day	March 2
<i>Good Friday (not an Election Code holiday*)</i>	<i>April 7</i>
<i>Easter (not an Election Code holiday*)</i>	<i>April 9</i>
San Jacinto Day	April 21
<i>Battle of Flowers Parade (not an Election Code holiday*)</i>	<i>April 28</i>
Memorial Day (last Monday of May)	May 29
Emancipation Day/Juneteenth	June 19
Independence Day	July 4

* EC §31.122 requires the city secretary to be open at least 3 hours each day "during regular office hours, on regular business days" during the period identified on the above calendar. EC 1.006 provides that if the last day for performance of an act is a Sat, Sun, or legal state or national holiday, the act is timely if performed on the next regular business day, except as otherwise provided by this code." The phrase "next regular business day" is not statutorily defined; therefore, a city may define its own regular business day. SOS may not agree; consult the city attorney.

*An asterisk in Column 5 "ED Interval" is a time not statutorily required; EC §1.006 does not apply.

APPOINTMENT OF A CAMPAIGN TREASURER BY A CANDIDATE

FORM CTA
PG 1

See CTA Instruction Guide for detailed instructions.		1 Total pages filed:	
2 CANDIDATE NAME	MS / MRS / MR FIRST MI	OFFICE USE ONLY	
	NICKNAME LAST SUFFIX	Filer ID #	
3 CANDIDATE MAILING ADDRESS	ADDRESS / PO BOX; APT / SUITE #; CITY; STATE; ZIP CODE	Date Received	
		Date Hand-delivered or Postmarked	
4 CANDIDATE PHONE	AREA CODE PHONE NUMBER EXTENSION ()	Receipt #	Amount \$
		Date Processed	
5 OFFICE HELD (If any)		Date Imaged	
6 OFFICE SOUGHT (If known)			
7 CAMPAIGN TREASURER NAME	MS/MRS/MR FIRST MI NICKNAME LAST SUFFIX		
8 CAMPAIGN TREASURER STREET ADDRESS (residence or business)	STREET ADDRESS; APT / SUITE #; CITY; STATE; ZIP CODE		
9 CAMPAIGN TREASURER PHONE	AREA CODE PHONE NUMBER EXTENSION ()		
10 CANDIDATE SIGNATURE	<p>I am aware of the Nepotism Law, Chapter 573 of the Texas Government Code.</p> <p>I am aware of my responsibility to file timely reports as required by title 15 of the Election Code.</p> <p>I am aware of the restrictions in title 15 of the Election Code on contributions from corporations and labor organizations.</p> <p>_____ Signature of Candidate</p> <p>_____ Date Signed</p>		
GO TO PAGE 2			

CANDIDATE MODIFIED REPORTING DECLARATION

FORM CTA
PG 2

11 CANDIDATE
NAME

12 MODIFIED
REPORTING
DECLARATION

COMPLETE THIS SECTION ONLY IF YOU ARE CHOOSING MODIFIED REPORTING

**-- This declaration must be filed no later than the 30th day before
the first election to which the declaration applies. --**

-- The modified reporting option is valid for one election cycle only. --
(An election cycle includes a primary election, a general election, and any related runoffs.)

**-- Candidates for the office of state chair of a political party
may NOT choose modified reporting. --**

I do not intend to accept more than \$1,010 in political contributions or
make more than \$1,010 in political expenditures (excluding filing fees)
in connection with any future election within the election cycle. I
understand that if either one of those limits is exceeded, I will be
required to file pre-election reports and, if necessary, a runoff
report.

Year of election(s) or election cycle to
which declaration applies

Signature of Candidate

This appointment is effective on the date it is filed with the appropriate filing authority.

TEC Filers may send this form to the TEC electronically at treasappoint@ethics.state.tx.us
or mail to
Texas Ethics Commission
P.O. Box 12070
Austin, TX 78711-2070


**Non-TEC Filers must file this form with the local filing authority
DO NOT SEND TO TEC**

For more information about where to file go to:
<https://www.ethics.state.tx.us/filinginfo/QuickFileAReport.php>

TEXAS ETHICS COMMISSION

APPOINTMENT OF A CAMPAIGN TREASURER
BY A CANDIDATE

FORM CTA—INSTRUCTION GUIDE



Revised January 1, 2023

Texas Ethics Commission, P.O. Box 12070, Austin, Texas 78711
www.ethics.state.tx.us
(512) 463-5800 • TDD (800) 735-2989
Promoting Public Confidence in Government

FORM CTA—INSTRUCTION GUIDE

TABLE OF CONTENTS

GENERAL INSTRUCTIONS	1
DUTIES OF A CANDIDATE OR OFFICEHOLDER	1
QUALIFICATIONS OF CAMPAIGN TREASURER	1
DUTIES OF A CAMPAIGN TREASURER.....	1
REQUIREMENT TO FILE BEFORE BEGINNING A CAMPAIGN	1
WHERE TO FILE A CAMPAIGN TREASURER APPOINTMENT	2
FILING WITH A DIFFERENT AUTHORITY	3
FORMING A POLITICAL COMMITTEE.....	4
CHANGING A CAMPAIGN TREASURER.....	4
AMENDING A CAMPAIGN TREASURER APPOINTMENT	4
REPORTING REQUIREMENT FOR CERTAIN OFFICEHOLDERS	4
TERMINATING A CAMPAIGN TREASURER APPOINTMENT	4
FILING A FINAL REPORT	4
ELECTRONIC FILING.....	5
GUIDES	5
SPECIFIC INSTRUCTIONS	5
PAGE 1	5
PAGE 2	7

APPOINTMENT OF A CAMPAIGN TREASURER BY A CANDIDATE

GENERAL INSTRUCTIONS

These instructions are for the APPOINTMENT OF A CAMPAIGN TREASURER BY A CANDIDATE (Form CTA). Use Form CTA only for appointing your campaign treasurer. Use the AMENDMENT (Form ACTA) for changing information previously reported on Form CTA and for renewing your choice to report under the modified schedule. Note: Candidates for most judicial offices use Form JCTA to file a campaign treasurer appointment.

DUTIES OF A CANDIDATE OR OFFICEHOLDER

As a candidate or officeholder, you alone, not the campaign treasurer, are responsible for filing this form and all candidate/officeholder reports of contributions, expenditures, and loans. Failing to file a report on time or filing an incomplete report may subject you to criminal or civil penalties.

QUALIFICATIONS OF CAMPAIGN TREASURER

A person is ineligible for appointment as a campaign treasurer if the person is the campaign treasurer of a political committee that has outstanding filing obligations (including outstanding penalties). This prohibition does not apply if the committee in connection with which the ineligibility arose has not accepted more than \$5,000 in political contributions or made more than \$5,000 in political expenditures in any semiannual reporting period. A person who violates this prohibition is liable for a civil penalty not to exceed three times the amount of political contributions accepted or political expenditures made in violation of this provision. Note: A candidate may appoint himself or herself as his or her own campaign treasurer.

DUTIES OF A CAMPAIGN TREASURER

State law does not impose any obligations on a candidate's campaign treasurer.

REQUIREMENT TO FILE BEFORE BEGINNING A CAMPAIGN

If you plan to run for a public office in Texas (except for a federal office), you must file this form when you become a candidate even if you do not intend to accept campaign contributions or make campaign expenditures. A "candidate" is a person who knowingly and willingly takes affirmative action for the purpose of gaining nomination or election to public office or for the purpose of satisfying financial obligations incurred by the person in connection with the campaign for nomination or election. Examples of affirmative action include:

- (A) the filing of a campaign treasurer appointment, except that the filing does not constitute candidacy or an announcement of candidacy for purposes of the automatic resignation provisions of Article XVI, Section 65, or Article XI, Section 11, of the Texas Constitution;
- (B) the filing of an application for a place on the ballot;

- (C) the filing of an application for nomination by convention;
- (D) the filing of a declaration of intent to become an independent candidate or a declaration of write-in candidacy;
- (E) the making of a public announcement of a definite intent to run for public office in a particular election, regardless of whether the specific office is mentioned in the announcement;
- (F) before a public announcement of intent, the making of a statement of definite intent to run for public office and the soliciting of support by letter or other mode of
- (G) the soliciting or accepting of a campaign contribution or the making of a campaign expenditure; and
- (H) the seeking of the nomination of an executive committee of a political party to fill a vacancy.

Additionally, the law provides that you must file this form before you may accept a campaign contribution or make or authorize a campaign expenditure, including an personal funds. A filing fee paid to a filing authority to qualify for a place on a ballot is a campaign expenditure that may not be made before filing a campaign treasurer appointment form with the proper filing authority.

If you are an officeholder, you may make officeholder expenditures and accept officeholder contributions without having a campaign treasurer appointment on file. If you do not have a campaign treasurer appointment on file and you wish to accept *campaign* contributions or make *campaign* expenditures in connection with your office or for a different office, you must file this form before doing so. In such a case, a sworn report of contributions, expenditures, and loans will be due no later than the 15th day after filing this form.

WHERE TO FILE A CAMPAIGN TREASURER APPOINTMENT

The appropriate filing authority depends on the office sought or held.

- a. Texas Ethics Commission.** The Texas Ethics Commission (Commission) is the appropriate filing authority for the Secretary of State and for candidates for or holders of the following offices:
 - Governor, Lieutenant Governor, Attorney General, Comptroller, Treasurer, Land Commissioner, Agriculture Commissioner, Railroad Commissioner.
 - State Senator or State Representative.
 - Supreme Court Justice, Court of Criminal Appeals Judge, and Court of Appeals Judge.*
 - State Board of Education.

- A multi-county district judge* or multi-county district attorney.
- A single-county district judge.*
- An office of a political subdivision other than a county if the political subdivision includes areas in more than one county and if the governing body of the political subdivision has not been formed.
- A chair of the state executive committee of a political party with a nominee on the ballot in the most recent gubernatorial election.
- A county chair of a political party with a nominee on the ballot in the most recent gubernatorial election if the county has a population of 350,000 or more.

* Judicial candidates use FORM JCTA to appoint a campaign treasurer.

b. County Clerk. The county clerk (or the county elections administrator or tax assessor, as applicable) is the appropriate local filing authority for a candidate for:

- A county office.
- A precinct office.
- A district office (except for multi-county district offices).
- An office of a political subdivision other than a county if the political subdivision is within the boundaries of a single county and if the governing body of the political subdivision has not been formed.

c. Local Filing Authority. If a candidate is seeking an office of a political subdivision other than a county, the appropriate filing authority is the *clerk or secretary of the governing body* of the political subdivision. If the political subdivision has no clerk or secretary, the appropriate filing authority is the governing body's presiding officer. Basically, any political subdivision that is authorized by the laws of this state to hold an election is considered a local filing authority. Examples are cities, school districts, and municipal utility districts.

FILING WITH A DIFFERENT AUTHORITY

If you have a campaign treasurer appointment on file with one authority, and you wish to accept campaign contributions or make or authorize campaign expenditures in connection with another office that would require filing with a different authority, you must file a new campaign treasurer appointment and a copy of your old campaign treasurer appointment (certified by the old authority) with the new filing authority before beginning your campaign. You should also provide written notice to the original filing authority that your future reports will be filed with another authority; use Form CTA-T for this purpose.

FORMING A POLITICAL COMMITTEE

As a candidate, you must file an APPOINTMENT OF A CAMPAIGN TREASURER BY A CANDIDATE (FORM CTA). You may also form a specific-purpose committee to support your candidacy. Remember that filing a campaign treasurer appointment for a political committee does not eliminate the requirement that a candidate file his or her own campaign treasurer appointment (FORM CTA) and the related reports.

NOTE: *See the Campaign Finance Guide for Political Committees for further information about specific-purpose committees.*

CHANGING A CAMPAIGN TREASURER

If you wish to change your campaign treasurer, simply file an amended campaign treasurer appointment (FORM ACTA). This will automatically terminate the outgoing campaign treasurer appointment.

AMENDING A CAMPAIGN TREASURER APPOINTMENT

If *any* of the information reported on the campaign treasurer appointment (FORM CTA) changes, file an AMENDMENT: APPOINTMENT OF A CAMPAIGN TREASURER BY A CANDIDATE (FORM ACTA) to report the change.

REPORTING REQUIREMENT FOR CERTAIN OFFICEHOLDERS

If you are an officeholder who appoints a campaign treasurer after a period of not having one, you must file a report of contributions, expenditures, and loans no later than the 15th day after your appointment is effective. This requirement is not applicable if you are a candidate or an officeholder who is merely changing campaign treasurers.

TERMINATING A CAMPAIGN TREASURER APPOINTMENT

You may terminate your campaign treasurer appointment at any time by:

- 1) filing a campaign treasurer appointment for a successor campaign treasurer, or
- 2) filing a final report.

Remember that you may not accept any campaign contributions or make or authorize any campaign expenditures without a campaign treasurer appointment on file. You may, however, accept officeholder contributions and make or authorize officeholder expenditures.

If your campaign treasurer quits, he or she must give written notice to both you and your filing authority. The termination will be effective on the date you receive the notice or on the date your filing authority receives the notice, whichever is later.

FILING A FINAL REPORT

For filing purposes, you are a “candidate” as long as you have an appointment of campaign treasurer on file. If you do not expect to accept any further campaign contributions or to make

any further campaign expenditures, you may file a final report of contributions and expenditures. A final report terminates your appointment of campaign treasurer and relieves you of the obligation of filing further reports as a candidate. If you have surplus funds, or if you retain assets purchased with political funds, you will be required to file annual reports. (*See instructions for FORM C/OH - UC.*) If you are an officeholder at the time of filing a final report, you may be required to file semiannual reports of contributions, expenditures, and loans as an officeholder.

If you do not have an appointment of campaign treasurer on file, you may not accept *campaign* contributions or make *campaign* expenditures. A payment on a campaign debt is a campaign expenditure. An officeholder who does not have an appointment of campaign treasurer on file may accept *officeholder* contributions and make *officeholder* expenditures.

To file a final report, you must complete the CANDIDATE/OFFICEHOLDER CAMPAIGN FINANCE REPORT (FORM C/OH), check the “final” box on Page 1, Section 9, and complete and attach the DESIGNATION OF FINAL REPORT (FORM C/OH-FR).

ELECTRONIC FILING

All persons filing campaign finance reports with the Commission are required to file those reports electronically unless the person is entitled to claim an exemption. Please check the Commission’s website at <http://www.ethics.state.tx.us> for information about exemptions from the electronic filing requirements.

GUIDES

All candidates should review the applicable Commission’s campaign finance guide. Guides are available on the Commission’s website at <http://www.ethics.state.tx.us>.

SPECIFIC INSTRUCTIONS

Each numbered item in these instructions corresponds to the same numbered item on the form.

PAGE 1

1. **TOTAL PAGES FILED:** After you have completed the form, enter the total number of pages of this form and any additional pages. A “page” is one side of a two-sided form. If you are not using a two-sided form, a “page” is a single sheet.
2. **CANDIDATE NAME:** Enter your full name, including nicknames and suffixes (e.g., Sr., Jr., III), if applicable. Enter your name in the same way on Page 2, Section 11, of this form.
3. **CANDIDATE MAILING ADDRESS:** Enter your complete mailing address, including zip code. This information will allow your filing authority to correspond with you. If this information changes, please notify your filing authority immediately.
4. **CANDIDATE PHONE:** Enter your phone number, including the area code and extension, if applicable.

5. **OFFICE HELD:** If you are an officeholder, please enter the office you currently hold. Include the district, precinct, or other designation for the office, if applicable.
6. **OFFICE SOUGHT:** If you are a candidate, please enter the office you seek, if known. Include the district, precinct, or other designation for the office, if applicable.
7. **CAMPAIGN TREASURER NAME:** Enter the full name of your campaign treasurer, including nicknames and suffixes (e.g., Sr., Jr., III), if applicable.
8. **CAMPAIGN TREASURER STREET ADDRESS:** Enter the complete street address of your campaign treasurer, including the zip code. You may enter either the treasurer's business or residential street address. If you are your own treasurer, you may enter either your business or residential street address.
9. **CAMPAIGN TREASURER PHONE:** Enter the phone number of your campaign treasurer, including the area code and extension, if applicable.
10. **CANDIDATE SIGNATURE:** Enter your signature after reading the summary. Your signature here indicates that you have read the following summary of the nepotism law; that you are aware of your responsibility to file timely reports; and that you are aware of the restrictions on contributions from corporations and labor organizations.
 - The Texas nepotism law (Government Code, chapter 573) imposes certain restrictions on both officeholders and candidates. You should consult the statute in regard to the restrictions applicable to officeholders.
 - A candidate may not take an affirmative action to influence an employee of the office to which the candidate seeks election in regard to the appointment, confirmation, employment or employment conditions of an individual who is related to the candidate within a prohibited degree.
 - A candidate for a multi-member governmental body may not take an affirmative action to influence an officer or employee of the governmental body to which the candidate seeks election in regard to the appointment, confirmation, or employment of an individual related to the candidate in a prohibited degree.
 - Two people are related within a prohibited degree if they are related within the third degree by consanguinity (blood) or the second degree by affinity (marriage). The degree of consanguinity is determined by the number of generations that separate them. If neither is descended from the other, the degree of consanguinity is determined by adding the number of generations that each is separated from a common ancestor. Examples: (1) first degree - parent to child; (2) second degree - grandparent to grandchild; or brother to sister; (3) third degree - great-grandparent to great-grandchild; or aunt to niece who is child of individual's brother or sister. A husband and wife are related in the first degree by affinity. A wife has the same degree of relationship by affinity to her husband's relatives as her husband has by consanguinity. For example, a wife is related to her husband's grandmother in the second degree by affinity.

PAGE 2

11. CANDIDATE NAME: Enter your name as you did on Page 1.

12. MODIFIED REPORTING DECLARATION: Sign this option if you wish to report under the modified reporting schedule.

The modified reporting option is not available for candidates for the office of state chair of a political party and candidates for county chair of a political party.

To the left of your signature, enter the year of the election or election cycle to which your selection of modified reporting applies.

Your selection of modified reporting is valid for an entire election cycle. For example, if you choose modified reporting before a primary election, your selection remains in effect for any runoff and for the general election and any related runoff. You must make this selection at least 30 days before the first election to which your selection applies.

An opposed candidate in an election is eligible to report under the modified reporting schedule if he or she does not intend to accept more than \$1,010 in political contributions or make more than \$1,010 in political expenditures in connection with an election. The amount of a filing fee paid to qualify for a place on the ballot does not count against the \$1,010 expenditure limit. An opposed candidate who reports under the modified schedule is not required to file pre-election reports (due 30 days and 8 days before an election) or runoff reports (due 8 days before a runoff). (Note: An *unopposed* candidate is not required to file pre-election reports in the first place.) The obligations to file semiannual reports, special pre-election reports, or special session reports, if applicable, are not affected by selecting the modified schedule.

The \$1,010 maximums apply to each election within the cycle. In other words, you are limited to \$1,010 in contributions and expenditures in connection with the primary, an additional \$1,010 in contributions and expenditures in connection with the general election, and an additional \$1,010 in contributions and expenditures in connection with a runoff.

EXCEEDING \$1,010 IN CONTRIBUTIONS OR EXPENDITURES. If you exceed \$1,010 in contributions or expenditures in connection with an election, you must file according to the regular filing schedule. In other words, you must file pre-election reports and a runoff report, if you are in a runoff.

If you exceed either of the \$1,010 limits *after the 30th day before the election*, you must file a sworn report of contributions and expenditures within 48 hours after exceeding the limit. After that, you must file any pre-election reports or runoff reports that are due under the regular filing schedule.

Your selection is not valid for other elections or election cycles. Use the AMENDMENT (FORM ACTA) to renew your option to file under the modified schedule for a different election year or election cycle.

For more information, see the Commission's campaign finance guide that applies to you.

**AMENDMENT: APPOINTMENT OF A
CAMPAIGN TREASURER BY A CANDIDATE****FORM ACTA
PG 1****1 CANDIDATE
NAME****2 FILER ID#****3 Total pages filed:****See ACTA Instruction Guide for detailed instructions.****Use this form for changes to existing information only. Do not provide information previously disclosed.****4 CANDIDATE
NAME****NEW**

MS / MRS / MR

FIRST

MI

NICKNAME

LAST

SUFFIX

OFFICE USE ONLY

Date Received

Date Hand-delivered or Postmarked

Receipt #

Amount \$

Date Processed

Date Imaged

**5 CANDIDATE
MAILING
ADDRESS****NEW**

ADDRESS / PO BOX;

APT / SUITE #;

CITY;

STATE;

ZIP CODE

**6 CANDIDATE
PHONE****NEW**

AREA CODE

PHONE NUMBER

EXTENSION

()

**7 OFFICE HELD
(if any)****NEW****8 OFFICE
SOUGHT
(if known)****NEW****9 CAMPAIGN
TREASURER
NAME****NEW**

MS / MRS / MR

FIRST

MI

NICKNAME

LAST

SUFFIX

**10 CAMPAIGN
TREASURER
STREET
ADDRESS
(residence or business)****NEW**

STREET ADDRESS (NO PO BOX PLEASE);

APT / SUITE #;

CITY;

STATE;

ZIP CODE

**11 CAMPAIGN
TREASURER
PHONE****NEW**

AREA CODE

PHONE NUMBER

EXTENSION

()

**12 CANDIDATE
SIGNATURE**

I am aware of the Nepotism Law, Chapter 573 of the Texas Government Code.

I am aware of my responsibility to file timely reports as required by title 15 of the Election Code.

I am aware of the restrictions in title 15 of the Election Code on contributions from corporations and labor organizations.

Signature of Candidate_____
Date Signed**GO TO PAGE 2**

AMENDMENT:
CANDIDATE MODIFIED REPORTING DECLARATION

FORM ACTA
PG 2

**13 CANDIDATE
NAME**

**14 MODIFIED
REPORTING
DECLARATION**

NEW

**COMPLETE THIS SECTION ONLY IF YOU ARE
CHOOSING MODIFIED REPORTING**

**** This declaration must be filed no later than the 30th day before
the first election to which the declaration applies. ****

**** The modified reporting option is valid for one election cycle only. ****
(An election cycle includes a primary election, a general election, and any related runoffs.)

**** Candidates for the office of state chair of a political party
may NOT choose modified reporting. ****

I do not intend to accept more than \$1,010 in political contributions
or make more than \$1,010 in political expenditures (excluding filing
fees) in connection with any future election within the election cycle. I
understand that if either one of those limits is exceeded, I will be
required to file pre-election reports and, if necessary, a runoff
report.

Year of election(s) or election cycle to
which declaration applies

Signature of Candidate

This appointment is effective on the date it is filed with the appropriate filing authority.

TEC Filers may send this form to the TEC electronically at treasappoint@ethics.state.tx.us
or mail to
Texas Ethics Commission
P.O. Box 12070
Austin, TX 78711-2070


**Non-TEC Filers must file this form with the local filing authority
DO NOT SEND TO TEC**

For more information about where to file go to:
<https://www.ethics.state.tx.us/filinginfo/QuickFileAReport.php>

TEXAS ETHICS COMMISSION

AMENDMENT: APPOINTMENT OF A CAMPAIGN TREASURER BY A CANDIDATE

FORM ACTA—INSTRUCTION GUIDE



Revised January 1, 2023

Texas Ethics Commission, P.O. Box 12070, Austin, Texas 78711

www.ethics.state.tx.us

(512) 463-5800 • TDD (800) 735-2989

Promoting Public Confidence in Government

FORM ACTA—AMENDMENT: APPOINTMENT OF A CAMPAIGN TREASURER BY A CANDIDATE

GENERAL INSTRUCTIONS

These instructions are for the AMENDMENT: APPOINTMENT OF A CAMPAIGN TREASURER BY A CANDIDATE (Form ACTA). Use this form for changing information previously reported on Form CTA and for renewing your choice to report under the modified schedule. The information you enter on this form will replace the information from your previous APPOINTMENT OF A CAMPAIGN TREASURER BY A CANDIDATE (Form CTA).

If any of the information required to be reported on your CAMPAIGN TREASURER APPOINTMENT changes, you should file an amendment. Use the AMENDMENT form (Form ACTA) to report the changes. Do not use the APPOINTMENT form (Form CTA).

You must also use the AMENDMENT form to renew your option to file under the modified schedule.

Except for your name at the top of the form (and your filer account number, if you file with the Texas Ethics Commission (Commission)), enter only the information that is different from what is on your current campaign treasurer appointment. Do not repeat information that has not changed. The “NEW” boxes emphasize that the information entered on this form should only be information that is different from what was previously reported. Any information entered in a space with a “NEW” box will replace the existing information.

SPECIFIC INSTRUCTIONS

Each numbered item in these instructions corresponds to the same numbered item on the form.

PAGE 1

- 1. CANDIDATE NAME:** Enter your name as it is on your current campaign treasurer appointment. Enter your name in the same way on Page 2, Section 13, of this form. If you are reporting a name change, enter your new name under Section 4.
- 2. FILER ID #:** If you are filing with the Commission, you were assigned a filer account number when you filed your initial campaign treasurer appointment. You should have received a letter acknowledging receipt of the form and informing you of your account number. Enter this number wherever you see “FILER ID #.” If you do not file with the Ethics Commission, you are not required to enter an account number.
- 3. TOTAL PAGES FILED:** After you have completed the form, enter the total number of pages of this form and any additional pages. A “page” is one side of a two-sided form. If you are not using a two-sided form, a “page” is a single sheet.

4. **CANDIDATE NAME:** Complete this section only if your name has *changed*. If your name has changed, enter your complete new name, including nicknames and suffixes (e.g., Sr., Jr., III) if applicable.
5. **CANDIDATE MAILING ADDRESS:** Complete this section only if your mailing address has *changed*. If your mailing address has changed, enter your complete new address, including zip code. This information will allow your filing authority to correspond with you.
6. **CANDIDATE PHONE:** Complete this section only if your phone number has *changed*. If your phone number has changed, enter your new phone number, including the area code and extension, if applicable.
7. **OFFICE HELD:** If you are an officeholder, complete this section only if your office has *changed*. If your office has changed, please enter the new office held. Include the district, precinct, or other designation for the office, if applicable.
8. **OFFICE SOUGHT:** If you are a candidate, complete this section only if the office you seek has *changed*. If the office has changed, please enter the office you now seek, if known. Include the district, precinct, or other designation for the office, if applicable.

Note: Changing the office you are seeking may require you to file your reports with a different filing authority. See the Campaign Finance Guide for further information on filing with a different authority.

9. **CAMPAIGN TREASURER NAME:** Complete this section only if your campaign treasurer has *changed*. If your campaign treasurer has changed, enter the full name of your new campaign treasurer, including nicknames and suffixes (e.g., Sr., Jr., III), if applicable.

Qualifications of Campaign Treasurer. A person is ineligible for appointment as a campaign treasurer if the person is the campaign treasurer of a political committee that has outstanding filing obligations (including outstanding penalties). This prohibition does not apply if the committee in connection with which the ineligibility arose has not accepted more than \$5,000 in political contributions or made more than \$5,000 in political expenditures in any semiannual reporting period. A person who violates this prohibition is liable for a civil penalty not to exceed three times the amount of political contributions accepted or political expenditures made in violation of this provision.

10. **CAMPAIGN TREASURER STREET ADDRESS:** Complete this section only if your campaign treasurer's street address has *changed*. If your campaign treasurer's street address has changed, enter the complete new address of your campaign treasurer, including the zip code. You may enter either the treasurer's new business or residential street address. If you are your own treasurer, you may enter either your business or residential street address.
11. **CAMPAIGN TREASURER PHONE:** Complete this section only if your campaign treasurer's phone number has *changed*. If your campaign treasurer's phone number has

changed, enter the new phone number of your campaign treasurer, including the area code and extension, if applicable.

12. CANDIDATE SIGNATURE: Enter your signature after reading the summary. Your signature here indicates that you have read the following summary of the nepotism law; that you are aware of your responsibility to file timely reports; and that you are aware of the restrictions on contributions from corporations and labor organizations.

- The Texas nepotism law (Government Code, chapter 573) imposes certain restrictions on both officeholders and candidates. You should consult the statute in regard to the restrictions applicable to officeholders.
- A candidate may not take an affirmative action to influence an employee of the office to which the candidate seeks election in regard to the appointment, confirmation, employment or employment conditions of an individual who is related to the candidate within a prohibited degree.
- A candidate for a multi-member governmental body may not take an affirmative action to influence an officer or employee of the governmental body to which the candidate seeks election in regard to the appointment, confirmation, or employment of an individual related to the candidate in a prohibited degree.
- Two people are related within a prohibited degree if they are related within the third degree by consanguinity (blood) or the second degree by affinity (marriage). The *degree of consanguinity* is determined by the number of generations that separate them. If neither is descended from the other, the degree of consanguinity is determined by adding the number of generations that each is separated from a common ancestor. **Examples:** (1) first degree - parent to child; (2) second degree - grandparent to grandchild; or brother to sister; (3) third degree - great-grandparent to great-grandchild; or aunt to niece who is child of individual's brother or sister. A husband and wife are related in the first degree by affinity. A wife has the same degree of relationship by affinity to her husband's relatives as her husband has by consanguinity. For example, a wife is related to her husband's grandmother in the second degree by affinity.

Note: The changes you have made on this form will replace the information on your previous APPOINTMENT form (Form CTA).

PAGE 2

13. CANDIDATE NAME: Enter your name as you did on Page 1, Section 1.

14. MODIFIED REPORTING DECLARATION: Sign this option if you wish to report under the modified reporting schedule.

The modified reporting option is not available for candidates for the office of state chair of a political party.

To the left of your signature, enter the year of the election or election cycle to which your selection of modified reporting applies.

Your selection of modified reporting is valid for an entire election cycle. For example, if you choose modified reporting before a primary election, your selection remains in effect for any runoff and for the general election and any related runoff. You must make this selection at least 30 days before the first election to which your selection applies.

An opposed candidate in an election is eligible to report under the modified reporting schedule if he or she does not intend to accept more than \$1,010 in political contributions or make more than \$1,010 in political expenditures in connection with an election. The amount of a filing fee paid to qualify for a place on the ballot does not count against the \$1,010 expenditure limit. An opposed candidate who reports under the modified schedule is not required to file pre-election reports (due 30 days and 8 days before an election) or runoff reports (due 8 days before a runoff). (Note: An *unopposed* candidate is not required to file pre-election reports in the first place.) The obligations to file semi-annual reports, special pre-election reports, or special session reports, if applicable, are not affected by selecting the modified schedule.

The \$1,010 maximums apply to each election within the cycle. In other words, you are limited to \$1,010 in contributions and expenditures in connection with the primary, an additional \$1,010 in contributions and expenditures in connection with the general election, and an additional \$1,010 in contributions and expenditures in connection with a runoff.

Exceeding \$1,010 in contributions or expenditures. If you exceed \$1,010 in contributions or expenditures in connection with an election, you must file according to the regular schedule. In other words, you must file pre-election reports and a runoff report, if you are in a runoff.

If you exceed either of the \$1,010 limits *after the 30th day before the election*, you must file a sworn report of contributions and expenditures within 48 hours after exceeding the limit. After that, you must file any pre-election reports or runoff reports that are due under the regular filing schedule.

Your selection is not valid for other elections or election cycles. Use another amendment form (ACTA) to renew your option to file under the modified schedule.

For more information, see the Commission's campaign finance guide that applies to you.

CODE OF FAIR CAMPAIGN PRACTICES

FORM CFCP COVER SHEET

Pursuant to chapter 258 of the Election Code, every candidate and political committee is encouraged to subscribe to the Code of Fair Campaign Practices. The Code may be filed with the proper filing authority upon submission of a campaign treasurer appointment form. Candidates or political committees that already have a current campaign treasurer appointment on file as of September 1, 1997, may subscribe to the code at any time.

Subscription to the Code of Fair Campaign Practices is voluntary.

OFFICE USE ONLY

Date Received

Date Hand-delivered or Postmarked

Date Processed

Date Imaged

1 ACCOUNT NUMBER
(Ethics Commission Filers)

2 TYPE OF FILER

CANDIDATE ☐

POLITICAL COMMITTEE ☐

*If filing as a candidate, complete boxes 3 - 6,
then read and sign page 2.*

*If filing for a political committee, complete
boxes 7 and 8, then read and sign page 2.*

3 NAME OF CANDIDATE
(PLEASE TYPE OR PRINT)

TITLE (Dr., Mr., Ms., etc.)

FIRST

MI

NICKNAME

LAST

SUFFIX (SR., JR., III, etc.)

**4 TELEPHONE NUMBER
OF CANDIDATE**
(PLEASE TYPE OR PRINT)

AREA CODE

PHONE NUMBER

EXTENSION

()

5 ADDRESS OF CANDIDATE
(PLEASE TYPE OR PRINT)

STREET / PO BOX;

APT / SUITE #;

CITY;

STATE;

ZIP CODE

**6 OFFICE SOUGHT
BY CANDIDATE**
(PLEASE TYPE OR PRINT)

7 NAME OF COMMITTEE
(PLEASE TYPE OR PRINT)

**8 NAME OF CAMPAIGN
TREASURER**
(PLEASE TYPE OR PRINT)

TITLE (Dr., Mr., Ms., etc.)

FIRST

MI

NICKNAME

LAST

SUFFIX (SR., JR., III, etc.)

GO TO PAGE 2

CODE OF FAIR CAMPAIGN PRACTICES

There are basic principles of decency, honesty, and fair play that every candidate and political committee in this state has a moral obligation to observe and uphold, in order that, after vigorously contested but fairly conducted campaigns, our citizens may exercise their constitutional rights to a free and untrammelled choice and the will of the people may be fully and clearly expressed on the issues.

THEREFORE:

- (1) I will conduct the campaign openly and publicly and limit attacks on my opponent to legitimate challenges to my opponent's record and stated positions on issues.
- (2) I will not use or permit the use of character defamation, whispering campaigns, libel, slander, or scurrilous attacks on any candidate or the candidate's personal or family life.
- (3) I will not use or permit any appeal to negative prejudice based on race, sex, religion, or national origin.
- (4) I will not use campaign material of any sort that misrepresents, distorts, or otherwise falsifies the facts, nor will I use malicious or unfounded accusations that aim at creating or exploiting doubts, without justification, as to the personal integrity or patriotism of my opponent.
- (5) I will not undertake or condone any dishonest or unethical practice that tends to corrupt or undermine our system of free elections or that hampers or prevents the full and free expression of the will of the voters, including any activity aimed at intimidating voters or discouraging them from voting.
- (6) I will defend and uphold the right of every qualified voter to full and equal participation in the electoral process, and will not engage in any activity aimed at intimidating voters or discouraging them from voting.
- (7) I will immediately and publicly repudiate methods and tactics that may come from others that I have pledged not to use or condone. I shall take firm action against any subordinate who violates any provision of this code or the laws governing elections.

I, the undersigned, candidate for election to public office in the State of Texas or campaign treasurer of a political committee, hereby voluntarily endorse, subscribe to, and solemnly pledge myself to conduct the campaign in accordance with the above principles and practices.

Signature

Date

FORM C/OH
COVER SHEET PG 1

Revised 11/15/2022

CANDIDATE / OFFICEHOLDER CAMPAIGN FINANCE REPORT

FORM C/OH
COVER SHEET PG 2

15 C/OH NAME		16 Filer ID (Ethics Commission Filers)
17 CONTRIBUTION TOTALS	1. TOTAL UNITEMIZED POLITICAL CONTRIBUTIONS (OTHER THAN PLEDGES, LOANS, OR GUARANTEES OF LOANS, OR CONTRIBUTIONS MADE ELECTRONICALLY)	\$
	2. TOTAL POLITICAL CONTRIBUTIONS (OTHER THAN PLEDGES, LOANS, OR GUARANTEES OF LOANS)	\$
EXPENDITURE TOTALS	3. TOTAL UNITEMIZED POLITICAL EXPENDITURE.	\$
	4. TOTAL POLITICAL EXPENDITURES	\$
CONTRIBUTION BALANCE	5. TOTAL POLITICAL CONTRIBUTIONS MAINTAINED AS OF THE LAST DAY OF REPORTING PERIOD	\$
OUTSTANDING LOAN TOTALS	6. TOTAL PRINCIPAL AMOUNT OF ALL OUTSTANDING LOANS AS OF THE LAST DAY OF THE REPORTING PERIOD	\$

18 SIGNATURE I swear, or affirm, under penalty of perjury, that the accompanying report is true and correct and includes all information required to be reported by me under Title 15, Election Code.

Signature of Candidate or Officeholder

Please complete either option below:

(1) Affidavit

NOTARY STAMP / SEAL

Sworn to and subscribed before me by _____ this the _____ day of _____, 20 _____, to certify which, witness my hand and seal of office.

Signature of officer administering oath Printed name of officer administering oath Title of officer administering oath

OR

(2) Unsworn Declaration

My name is _____, and my date of birth is _____.

My address is _____, _____, _____, _____, _____.
(street) (city) (state) (zip code) (country)

Executed in _____ County, State of _____, on the _____ day of _____, 20 _____.
(month) (year)

Signature of Candidate/Officeholder (Declarant)

SUBTOTALS - C/OH**FORM C/OH
COVER SHEET PG 3**

19 FILER NAME		20 Filer ID (Ethics Commission Filers)
21 SCHEDULE SUBTOTALS NAME OF SCHEDULE		SUBTOTAL AMOUNT
1.	<input type="checkbox"/> SCHEDULE A1: MONETARY POLITICAL CONTRIBUTIONS	\$
2.	<input type="checkbox"/> SCHEDULE A2: NON-MONETARY (IN-KIND) POLITICAL CONTRIBUTIONS	\$
3.	<input type="checkbox"/> SCHEDULE B: PLEDGED CONTRIBUTIONS	\$
4.	<input type="checkbox"/> SCHEDULE E: LOANS	\$
5.	<input type="checkbox"/> SCHEDULE F1: POLITICAL EXPENDITURES MADE FROM POLITICAL CONTRIBUTIONS	\$
6.	<input type="checkbox"/> SCHEDULE F2: UNPAID INCURRED OBLIGATIONS	\$
7.	<input type="checkbox"/> SCHEDULE F3: PURCHASE OF INVESTMENTS MADE FROM POLITICAL CONTRIBUTIONS	\$
8.	<input type="checkbox"/> SCHEDULE F4: EXPENDITURES MADE BY CREDIT CARD	\$
9.	<input type="checkbox"/> SCHEDULE G: POLITICAL EXPENDITURES MADE FROM PERSONAL FUNDS	\$
10.	<input type="checkbox"/> SCHEDULE H: PAYMENT MADE FROM POLITICAL CONTRIBUTIONS TO A BUSINESS OF C/OH	\$
11.	<input type="checkbox"/> SCHEDULE I: NON-POLITICAL EXPENDITURES MADE FROM POLITICAL CONTRIBUTIONS	\$
12.	<input type="checkbox"/> SCHEDULE K: INTEREST, CREDITS, GAINS, REFUNDS, AND CONTRIBUTIONS RETURNED TO FILER	\$

SCHEDULE A1

The Instruction Guide explains how to complete this form.

2 FILER NAME

4 Date

7 Amount of contribution (\$)

Zip Code

9 Employer (See Instructions)

Amount of contribution (\$)

Zip Code

Employer (See Instructions)

Amount of contribution (\$)

Zip Code

Employer (See Instructions)

Amount of contribution (\$)

Zip Code

Employer (See Instructions)

If contributor is out-of-state PAC, please see instruction guide for additional reporting requirements.

NON-MONETARY (IN-KIND) POLITICAL CONTRIBUTIONS

SCHEDULE A2

If the requested information is not applicable, DO NOT include this page in the report.

The Instruction Guide explains how to complete this form.		1 Total pages Schedule A2:	
2 FILER NAME		3 Filer ID (Ethics Commission Filers)	
4 TOTAL OF UNITEMIZED IN-KIND POLITICAL CONTRIBUTIONS		\$	
5 Date	6 Full name of contributor <input type="checkbox"/> out-of-state PAC (ID#: _____) 7 Contributor address; City; State; Zip Code	8 Amount of Contribution \$	9 In-kind contribution description
		<input type="checkbox"/> Check if travel outside of Texas. Complete Schedule T.	
10 Principal occupation / Job title (FOR NON-JUDICIAL)(See Instructions)		11 Employer (FOR NON-JUDICIAL)(See Instructions)	
12 Contributor's principal occupation (FOR JUDICIAL)		13 Contributor's job title (FOR JUDICIAL)(See Instructions)	
14 Contributor's employer/law firm (FOR JUDICIAL)		15 Law firm of contributor's spouse (If any) (FOR JUDICIAL)	
16 If contributor is a child, law firm of parent(s) (If any) (FOR JUDICIAL)			
Date	Full name of contributor <input type="checkbox"/> out-of-state PAC (ID#: _____) Contributor address; City; State; Zip Code	Amount of Contribution \$	In-kind contribution description
		<input type="checkbox"/> Check if travel outside of Texas. Complete Schedule T.	
Principal occupation / Job title (FOR NON-JUDICIAL)(See Instructions)		Employer (FOR NON-JUDICIAL)(See Instructions)	
Contributor's principal occupation (FOR JUDICIAL)		Contributor's job title (FOR JUDICIAL)(See Instructions)	
Contributor's employer/law firm (FOR JUDICIAL)		Law firm of contributor's spouse (If any) (FOR JUDICIAL)	
If contributor is a child, law firm of parent(s) (If any) (FOR JUDICIAL)			
ATTACH ADDITIONAL COPIES OF THIS SCHEDULE AS NEEDED If contributor is out-of-state PAC, please see instruction guide for additional reporting requirements.			

PLEDGED CONTRIBUTIONS

SCHEDULE B

If the requested information is not applicable, **DO NOT** include this page in the report.

The Instruction Guide explains how to complete this form.		1 Total pages Schedule B:	
2 FILER NAME		3 Filer ID (Ethics Commission Filers)	
4 TOTAL OF UNITEMIZED PLEDGES		\$	
5 Date	6 Full name of pledgor <input type="checkbox"/> out-of-state PAC (ID#: _____)	8 Amount of Pledge \$	9 In-kind contribution description
	7 Pledgor address; City; State; Zip Code		
		<input type="checkbox"/> Check if travel outside of Texas. Complete Schedule T.	
10 Principal occupation / Job title (See Instructions)		11 Employer (See Instructions)	
Date	Full name of pledgor <input type="checkbox"/> out-of-state PAC (ID#: _____)	Amount of Pledge \$	In-kind contribution description
	Pledgor address; City; State; Zip Code		
		<input type="checkbox"/> Check if travel outside of Texas. Complete Schedule T.	
Principal occupation / Job title (See Instructions)		Employer (See Instructions)	
Date	Full name of pledgor <input type="checkbox"/> out-of-state PAC (ID#: _____)	Amount of Pledge \$	In-kind contribution description
	Pledgor address; City; State; Zip Code		
		<input type="checkbox"/> Check if travel outside of Texas. Complete Schedule T.	
Principal occupation / Job title (See Instructions)		Employer (See Instructions)	
Date	Full name of pledgor <input type="checkbox"/> out-of-state PAC (ID#: _____)	Amount of Pledge \$	In-kind contribution description
	Pledgor address; City; State; Zip Code		
		<input type="checkbox"/> Check if travel outside of Texas. Complete Schedule T.	
Principal occupation / Job title (See Instructions)		Employer (See Instructions)	
Date	Full name of pledgor <input type="checkbox"/> out-of-state PAC (ID#: _____)	Amount of Pledge \$	In-kind contribution description
	Pledgor address; City; State; Zip Code		
		<input type="checkbox"/> Check if travel outside of Texas. Complete Schedule T.	
Principal occupation / Job title (See Instructions)		Employer (See Instructions)	
ATTACH ADDITIONAL COPIES OF THIS SCHEDULE AS NEEDED If contributor is out-of-state PAC, please see instruction guide for additional reporting requirements.			

LOANS**SCHEDULE E**

If the requested information is not applicable, **DO NOT** include this page in the report.

The Instruction Guide explains how to complete this form.				1 Total pages Schedule E:	
2 FILER NAME				3 Filer ID (Ethics Commission Filers)	
4 TOTAL OF UNITEMIZED LOANS				\$	
5 Date of loan		7 Name of lender <input type="checkbox"/> out-of-state PAC (ID#: _____)		9 Loan Amount (\$)	
6 Is lender a financial institution? Y N		8 Lender address; City; State; Zip Code		10 Interest rate	
				11 Maturity date	
12 Principal occupation / Job title (See Instructions)			13 Employer (See Instructions)		
14 Description of Collateral <input type="checkbox"/> none			15 <input type="checkbox"/> Check if personal funds were deposited into political account (See Instructions)		
16 GUARANTOR INFORMATION <input type="checkbox"/> not applicable		17 Name of guarantor 18 Guarantor address; City; State; Zip Code		19 Amount Guaranteed (\$)	
20 Principal Occupation (See Instructions)			21 Employer (See Instructions)		
Date of loan		Name of lender <input type="checkbox"/> out-of-state PAC (ID#: _____)		Loan Amount (\$)	
Is lender a financial institution? Y N		Lender address; City; State; Zip Code		Interest rate	
				Maturity date	
Principal occupation / Job title (See Instructions)			Employer (See Instructions)		
Description of Collateral <input type="checkbox"/> none			<input type="checkbox"/> Check if personal funds were deposited into political account (See Instructions)		
GUARANTOR INFORMATION <input type="checkbox"/> not applicable		Name of guarantor Guarantor address; City; State; Zip Code		Amount Guaranteed (\$)	
Principal Occupation (See Instructions)			Employer (See Instructions)		

ATTACH ADDITIONAL COPIES OF THIS SCHEDULE AS NEEDED

If lender is out-of-state PAC, please see instruction guide for additional reporting requirements.

POLITICAL EXPENDITURES MADE FROM POLITICAL CONTRIBUTIONS

SCHEDULE F1

If the requested information is not applicable, DO NOT include this page in the report.

EXPENDITURE CATEGORIES FOR BOX 8(a)

Advertising Expense
Accounting/Banking
Consulting Expense
Contributions/Donations Made By
Candidate/Officeholder/Political Committee
Credit Card Payment

Event Expense
Fees
Food/Beverage Expense
Gift/Awards/Memorials Expense
Legal Services

Loan Repayment/Reimbursement
Office Overhead/Rental Expense
Polling Expense
Printing Expense
Salaries/Wages/Contract Labor

Solicitation/Fundraising Expense
Transportation Equipment & Related Expense
Travel In District
Travel Out Of District
Other (enter a category not listed above)

The Instruction Guide explains how to complete this form.

1 Total pages Schedule F1:	2 FILER NAME	3 Filer ID (Ethics Commission Filers)
4 Date	5 Payee name	
6 Amount (\$)	7 Payee address; City; State; Zip Code	
PURPOSE OF EXPENDITURE	(a) Category (See Categories listed at the top of this schedule)	(b) Description
	(c) <input type="checkbox"/> Check if travel outside of Texas. Complete Schedule T. <input type="checkbox"/> Check if Austin, TX, officeholder living expense	
9 Complete <u>ONLY</u> if direct expenditure to benefit C/OH		
Candidate / Officeholder name Office sought Office held		
Date	Payee name	
Amount (\$)	Payee address; City; State; Zip Code	
PURPOSE OF EXPENDITURE	Category (See Categories listed at the top of this schedule)	Description
	<input type="checkbox"/> Check if travel outside of Texas. Complete Schedule T. <input type="checkbox"/> Check if Austin, TX, officeholder living expense	
Complete <u>ONLY</u> if direct expenditure to benefit C/OH		
Candidate / Officeholder name Office sought Office held		
Date	Payee name	
Amount (\$)	Payee address; City; State; Zip Code	
PURPOSE OF EXPENDITURE	Category (See Categories listed at the top of this schedule)	Description
	<input type="checkbox"/> Check if travel outside of Texas. Complete Schedule T. <input type="checkbox"/> Check if Austin, TX, officeholder living expense	
Complete <u>ONLY</u> if direct expenditure to benefit C/OH		
Candidate / Officeholder name Office sought Office held		
Date	Payee name	
Amount (\$)	Payee address; City; State; Zip Code	
PURPOSE OF EXPENDITURE	Category (See Categories listed at the top of this schedule)	Description
	<input type="checkbox"/> Check if travel outside of Texas. Complete Schedule T. <input type="checkbox"/> Check if Austin, TX, officeholder living expense	
Complete <u>ONLY</u> if direct expenditure to benefit C/OH		
Candidate / Officeholder name Office sought Office held		

ATTACH ADDITIONAL COPIES OF THIS SCHEDULE AS NEEDED

UNPAID INCURRED OBLIGATIONS

SCHEDULE F2

If the requested information is not applicable, DO NOT include this page in the report.

EXPENDITURE CATEGORIES FOR BOX 10(a)

Advertising Expense
Accounting/Banking
Consulting Expense
Contributions/Donations Made By
Candidate/Officeholder/Political Committee

Event Expense
Fees
Food/Beverage Expense
Gift/Awards/Memorials Expense
Legal Services

Loan Repayment/Reimbursement
Office Overhead/Rental Expense
Polling Expense
Printing Expense
Salaries/Wages/Contract Labor

Solicitation/Fundraising Expense
Transportation Equipment & Related Expense
Travel In District
Travel Out Of District
Other (enter a category not listed above)

The Instruction Guide explains how to complete this form.

1 Total pages Schedule F2:	2 FILER NAME	3 Filer ID (Ethics Commission Filers)
4 TOTAL OF UNITEMIZED UNPAID INCURRED OBLIGATIONS	\$	
5 Date	6 Payee name	
7 Amount (\$)	8 Payee address;	City; State; Zip Code
9 TYPE OF EXPENDITURE	<input type="checkbox"/> Political <input type="checkbox"/> Non-Political	
10 PURPOSE OF EXPENDITURE	(a) Category (See Categories listed at the top of this schedule)	(b) Description
	(c) <input type="checkbox"/> Check if travel outside of Texas. Complete Schedule T. <input type="checkbox"/> Check if Austin, TX, officeholder living expense	
11 Complete ONLY if direct expenditure to benefit C/OH	Candidate / Officeholder name	Office sought Office held
Date	Payee name	
Amount (\$)	Payee address;	City; State; Zip Code
TYPE OF EXPENDITURE	<input type="checkbox"/> Political <input type="checkbox"/> Non-Political	
PURPOSE OF EXPENDITURE	Category (See Categories listed at the top of this schedule)	Description
	<input type="checkbox"/> Check if travel outside of Texas. Complete Schedule T. <input type="checkbox"/> Check if Austin, TX, officeholder living expense	
Complete ONLY if direct expenditure to benefit C/OH	Candidate / Officeholder name	Office sought Office held
ATTACH ADDITIONAL COPIES OF THIS SCHEDULE AS NEEDED		

PURCHASE OF INVESTMENTS MADE FROM POLITICAL CONTRIBUTIONS

SCHEDULE F3

If the requested information is not applicable, DO NOT include this page in the report.

The Instruction Guide explains how to complete this form.

1 Total pages Schedule F3:

2 FILER NAME

3 Filer ID (Ethics Commission Filers)

4 Date

5 Name of person from whom investment is purchased

6 Address of person from whom investment is purchased; City; State; Zip Code

7 Description of investment

8 Amount of investment (\$)

Date

Name of person from whom investment is purchased

Address of person from whom investment is purchased; City; State; Zip Code

Description of investment

Amount of investment (\$)

ATTACH ADDITIONAL COPIES OF THIS SCHEDULE AS NEEDED

EXPENDITURES MADE BY CREDIT CARD

SCHEDULE F4

If the requested information is not applicable, DO NOT include this page in the report.

EXPENDITURE CATEGORIES FOR BOX 10(a)

Advertising Expense
Accounting/Banking
Consulting Expense
Contributions/Donations Made By
Candidate/Officeholder/Political Committee

Event Expense
Fees
Food/Beverage Expense
Gift/Awards/Memorials Expense
Legal Services

Loan Repayment/Reimbursement
Office Overhead/Rental Expense
Polling Expense
Printing Expense
Salaries/Wages/Contract Labor

Solicitation/Fundraising Expense
Transportation Equipment & Related Expense
Travel In District
Travel Out Of District
Other (enter a category not listed above)

The Instruction Guide explains how to complete this form.

1 Total pages Schedule F4:	2 FILER NAME	3 Filer ID (Ethics Commission Filers)
4 TOTAL OF UNITEMIZED EXPENDITURES CHARGED TO A CREDIT CARD		\$
5 Date	6 Payee name	
7 Amount (\$)	8 Payee address; City; State; Zip Code	
9 TYPE OF EXPENDITURE	<input type="checkbox"/> Political <input type="checkbox"/> Non-Political	
10 PURPOSE OF EXPENDITURE	(a) Category (See Categories listed at the top of this schedule)	(b) Description
	(c) <input type="checkbox"/> Check if travel outside of Texas. Complete Schedule T. <input type="checkbox"/> Check if Austin, TX, officeholder living expense	
11 Complete <u>ONLY</u> if direct expenditure to benefit C/OH	Candidate / Officeholder name	Office sought Office held
Date	Payee name	
Amount (\$)	Payee address; City; State; Zip Code	
TYPE OF EXPENDITURE	<input type="checkbox"/> Political <input type="checkbox"/> Non-Political	
PURPOSE OF EXPENDITURE	Category (See Categories listed at the top of this schedule)	Description
	<input type="checkbox"/> Check if travel outside of Texas. Complete Schedule T. <input type="checkbox"/> Check if Austin, TX, officeholder living expense	
Complete <u>ONLY</u> if direct expenditure to benefit C/OH	Candidate / Officeholder name	Office sought Office held
ATTACH ADDITIONAL COPIES OF THIS SCHEDULE AS NEEDED		

POLITICAL EXPENDITURES MADE FROM PERSONAL FUNDS

SCHEDULE G

If the requested information is not applicable, DO NOT include this page in the report.

EXPENDITURE CATEGORIES FOR BOX 8(a)

Advertising Expense
Accounting/Banking
Consulting Expense
Contributions/Donations Made By
Candidate/Officeholder/Political Committee
Credit Card Payment

Event Expense
Fees
Food/Beverage Expense
Gift/Awards/Memorials Expense
Legal Services

Loan Repayment/Reimbursement
Office Overhead/Rental Expense
Polling Expense
Printing Expense
Salaries/Wages/Contract Labor

Solicitation/Fundraising Expense
Transportation Equipment & Related Expense
Travel In District
Travel Out Of District
Other (enter a category not listed above)

The Instruction Guide explains how to complete this form.

1 Total pages Schedule G:	2 FILER NAME	3 Filer ID (Ethics Commission Filers)
4 Date	5 Payee name	
6 Amount (\$) <input type="checkbox"/> Reimbursement from political contributions intended	7 Payee address; City; State; Zip Code	
8 PURPOSE OF EXPENDITURE	(a) Category (See Categories listed at the top of this schedule)	(b) Description
	(c) <input type="checkbox"/> Check if travel outside of Texas. Complete Schedule T. <input type="checkbox"/> Check if Austin, TX, officeholder living expense	
9 Complete <u>ONLY</u> if direct expenditure to benefit C/OH Candidate / Officeholder name Office sought Office held		
Date	Payee name	
Amount (\$) <input type="checkbox"/> Reimbursement from political contributions intended	Payee address; City; State; Zip Code	
PURPOSE OF EXPENDITURE	Category (See Categories listed at the top of this schedule)	Description
	<input type="checkbox"/> Check if travel outside of Texas. Complete Schedule T. <input type="checkbox"/> Check if Austin, TX, officeholder living expense	
Complete <u>ONLY</u> if direct expenditure to benefit C/OH Candidate / Officeholder name Office sought Office held		
Date	Payee name	
Amount (\$) <input type="checkbox"/> Reimbursement from political contributions intended	Payee address; City; State; Zip Code	
PURPOSE OF EXPENDITURE	Category (See Categories listed at the top of this schedule)	Description
	<input type="checkbox"/> Check if travel outside of Texas. Complete Schedule T. <input type="checkbox"/> Check if Austin, TX, officeholder living expense	
Complete <u>ONLY</u> if direct expenditure to benefit C/OH Candidate / Officeholder name Office sought Office held		
Date	Payee name	
Amount (\$) <input type="checkbox"/> Reimbursement from political contributions intended	Payee address; City; State; Zip Code	
PURPOSE OF EXPENDITURE	Category (See Categories listed at the top of this schedule)	Description
	<input type="checkbox"/> Check if travel outside of Texas. Complete Schedule T. <input type="checkbox"/> Check if Austin, TX, officeholder living expense	
Complete <u>ONLY</u> if direct expenditure to benefit C/OH Candidate / Officeholder name Office sought Office held		

ATTACH ADDITIONAL COPIES OF THIS SCHEDULE AS NEEDED

PAYMENT MADE FROM POLITICAL CONTRIBUTIONS TO A BUSINESS OF C/OH

SCHEDULE H

If the requested information is not applicable, DO NOT include this page in the report.

EXPENDITURE CATEGORIES FOR BOX 8(a)

Advertising Expense
Accounting/Banking
Consulting Expense
Contributions/Donations Made By
Candidate/Officeholder/Political Committee
Credit Card Payment

Event Expense
Fees
Food/Beverage Expense
Gift/Awards/Memorials Expense
Legal Services

Loan Repayment/Reimbursement
Office Overhead/Rental Expense
Polling Expense
Printing Expense
Salaries/Wages/Contract Labor

Solicitation/Fundraising Expense
Transportation Equipment & Related Expense
Travel In District
Travel Out Of District
Other (enter a category not listed above)

The Instruction Guide explains how to complete this form.

1 Total pages Schedule H:	2 FILER NAME	3 Filer ID (Ethics Commission Filers)
4 Date	5 Business name	
6 Amount (\$)	7 Business address; City; State; Zip Code	
8 PURPOSE OF EXPENDITURE	(a) Category (See Categories listed at the top of this schedule)	(b) Description
	(c) <input type="checkbox"/> Check if travel outside of Texas. Complete Schedule T. <input type="checkbox"/> Check if Austin, TX, officeholder living expense	
9 Complete <u>ONLY</u> if direct expenditure to benefit C/OH		
	Candidate / Officeholder name	Office sought Office held
Date	Business name	
Amount (\$)	Business address; City; State; Zip Code	
PURPOSE OF EXPENDITURE	Category (See Categories listed at the top of this schedule)	Description
	<input type="checkbox"/> Check if travel outside of Texas. Complete Schedule T. <input type="checkbox"/> Check if Austin, TX, officeholder living expense	
Complete <u>ONLY</u> if direct expenditure to benefit C/OH		
	Candidate / Officeholder name	Office sought Office held
Date	Business name	
Amount (\$)	Business address; City; State; Zip Code	
PURPOSE OF EXPENDITURE	Category (See Categories listed at the top of this schedule)	Description
	<input type="checkbox"/> Check if travel outside of Texas. Complete Schedule T. <input type="checkbox"/> Check if Austin, TX, officeholder living expense	
Complete <u>ONLY</u> if direct expenditure to benefit C/OH		
	Candidate / Officeholder name	Office sought Office held

ATTACH ADDITIONAL COPIES OF THIS SCHEDULE AS NEEDED

NON-POLITICAL EXPENDITURES MADE FROM POLITICAL CONTRIBUTIONS

SCHEDULE I

If the requested information is not applicable, DO NOT include this page in the report.

The Instruction Guide explains how to complete this form.

1 Total pages Schedule I:	2 FILER NAME	3 Filer ID (Ethics Commission Filers)
4 Date	5 Payee name	
6 Amount (\$)	7 Payee address;	City State Zip Code
8 PURPOSE OF EXPENDITURE	(a) Category (See instructions for examples of acceptable categories.)	(b) Description (See instructions regarding type of information required.)
Date	Payee name	
Amount (\$)	Payee address;	City State Zip Code
PURPOSE OF EXPENDITURE	Category (See instructions for examples of acceptable categories.)	Description (See instructions regarding type of information required.)
Date	Payee name	
Amount (\$)	Payee address;	City State Zip Code
PURPOSE OF EXPENDITURE	Category (See instructions for examples of acceptable categories.)	Description (See instructions regarding type of information required.)
Date	Payee name	
Amount (\$)	Payee address;	City State Zip Code
PURPOSE OF EXPENDITURE	Category (See instructions for examples of acceptable categories.)	Description (See instructions regarding type of information required.)

ATTACH ADDITIONAL COPIES OF THIS SCHEDULE AS NEEDED

INTEREST, CREDITS, GAINS, REFUNDS, AND CONTRIBUTIONS RETURNED TO FILER

SCHEDULE K

If the requested information is not applicable, DO NOT include this page in the report.

The Instruction Guide explains how to complete this form.

1 Total pages Schedule K:

2 FILER NAME

3 Filer ID (Ethics Commission Filers)

4 Date

5 Name of person from whom amount is received

8 Amount (\$)

6 Address of person from whom amount is received; City; State; Zip Code

7 Purpose for which amount is received

☐

Check if political contribution returned to filer

Date

Name of person from whom amount is received

Amount (\$)

Address of person from whom amount is received; City; State; Zip Code

Purpose for which amount is received

☐

Check if political contribution returned to filer

Date

Name of person from whom amount is received

Amount (\$)

Address of person from whom amount is received; City; State; Zip Code

Purpose for which amount is received

☐

Check if political contribution returned to filer

Date

Name of person from whom amount is received

Amount (\$)

Address of person from whom amount is received; City; State; Zip Code

Purpose for which amount is received

☐

Check if political contribution returned to filer

ATTACH ADDITIONAL COPIES OF THIS SCHEDULE AS NEEDED

IN-KIND CONTRIBUTIONS OR POLITICAL EXPENDITURES FOR TRAVEL OUTSIDE OF TEXAS

SCHEDULE T

If the requested information is not applicable, DO NOT include this page in the report.

The Instruction Guide explains how to complete this form.		1 Total pages Schedule T:
2 FILER NAME		3 Filer ID (Ethics Commission Filers)
4 Name of Contributor / Corporation or Labor Organization / Pledgor / Payee		
5 Contribution / Expenditure reported on: <div style="display: flex; flex-wrap: wrap; justify-content: space-between; padding: 5px 0;"><div><input type="checkbox"/> Schedule A2</div><div><input type="checkbox"/> Schedule B</div><div><input type="checkbox"/> Schedule B(J)</div><div><input type="checkbox"/> Schedule C2</div><div><input type="checkbox"/> Schedule D</div><div><input type="checkbox"/> Schedule F1</div><div><input type="checkbox"/> Schedule F2</div><div><input type="checkbox"/> Schedule F4</div><div><input type="checkbox"/> Schedule G</div><div><input type="checkbox"/> Schedule H</div><div><input type="checkbox"/> Schedule COH-UC</div><div><input type="checkbox"/> Schedule B-SS</div></div>		
6 Dates of travel	7 Name of person(s) traveling	
	8 Departure city or name of departure location	
	9 Destination city or name of destination location	
10 Means of transportation	11 Purpose of travel (including name of conference, seminar, or other event)	
Name of Contributor / Corporation or Labor Organization / Pledgor / Payee		
Contribution / Expenditure reported on: <div style="display: flex; flex-wrap: wrap; justify-content: space-between; padding: 5px 0;"><div><input type="checkbox"/> Schedule A2</div><div><input type="checkbox"/> Schedule B</div><div><input type="checkbox"/> Schedule B(J)</div><div><input type="checkbox"/> Schedule C2</div><div><input type="checkbox"/> Schedule D</div><div><input type="checkbox"/> Schedule F1</div><div><input type="checkbox"/> Schedule F2</div><div><input type="checkbox"/> Schedule F4</div><div><input type="checkbox"/> Schedule G</div><div><input type="checkbox"/> Schedule H</div><div><input type="checkbox"/> Schedule COH-UC</div><div><input type="checkbox"/> Schedule B-SS</div></div>		
Dates of travel	Name of person(s) traveling	
	Departure city or name of departure location	
	Destination city or name of destination location	
Means of transportation	Purpose of travel (including name of conference, seminar, or other event)	
Name of Contributor / Corporation or Labor Organization / Pledgor / Payee		
Contribution / Expenditure reported on: <div style="display: flex; flex-wrap: wrap; justify-content: space-between; padding: 5px 0;"><div><input type="checkbox"/> Schedule A2</div><div><input type="checkbox"/> Schedule B</div><div><input type="checkbox"/> Schedule B(J)</div><div><input type="checkbox"/> Schedule C2</div><div><input type="checkbox"/> Schedule D</div><div><input type="checkbox"/> Schedule F1</div><div><input type="checkbox"/> Schedule F2</div><div><input type="checkbox"/> Schedule F4</div><div><input type="checkbox"/> Schedule G</div><div><input type="checkbox"/> Schedule H</div><div><input type="checkbox"/> Schedule COH-UC</div><div><input type="checkbox"/> Schedule B-SS</div></div>		
Dates of travel	Name of person(s) traveling	
	Departure city or name of departure location	
	Destination city or name of destination location	
Means of transportation	Purpose of travel (including name of conference, seminar, or other event)	
ATTACH ADDITIONAL COPIES OF THIS SCHEDULE AS NEEDED		

CANDIDATE / OFFICEHOLDER REPORT: DESIGNATION OF FINAL REPORT

FORM C/OH - FR

The Instruction Guide explains how to complete this form.

-- Complete only if "Report Type" on page 1 is marked "Final Report" --

1 C/OH NAME

2 Filer ID (Ethics Commission Filers)

3 SIGNATURE

I do not expect any further political contributions or political expenditures in connection with my candidacy. I understand that designating a report as a final report terminates my campaign treasurer appointment. I also understand that I may not accept any campaign contributions or make any campaign expenditures without a campaign treasurer appointment on file.

Signature of Candidate / Officeholder

4 FILER WHO IS NOT AN OFFICEHOLDER

-- Complete A & B below *only* if you are not an officeholder. --

A. CAMPAIGN FUNDS

Check only one:

- ☐ I do not have unexpended contributions or unexpended interest or income earned from political contributions.
- ☐ I have unexpended contributions or unexpended interest or income earned from political contributions. I understand that I may not convert unexpended political contributions or unexpended interest or income earned on political contributions to personal use. I also understand that I must file an annual report of unexpended contributions and that I may not retain unexpended contributions or unexpended interest or income earned on political contributions longer than six years after filing this final report. Further, I understand that I must dispose of unexpended political contributions and unexpended interest or income earned on political contributions in accordance with the requirements of Election Code, § 254.204.

B. ASSETS

Check only one:

- ☐ I do not retain assets purchased with political contributions or interest or other income from political contributions.
- ☐ I do retain assets purchased with political contributions or interest or other income from political contributions. I understand that I may not convert assets purchased with political contributions or interest or other income from political contributions to personal use. I also understand that I must dispose of assets purchased with political contributions in accordance with the requirements of Election Code, § 254.204.

Signature of Candidate

5 OFFICEHOLDER

-- Complete this section *only* if you are an officeholder --

- ☐ I am aware that I remain subject to filing requirements applicable to an officeholder who does not have a campaign treasurer on file. I am also aware that I will be required to file reports of unexpended contributions if, after filing the last required report as an officeholder, I retain political contributions, interest or other income from political contributions, or assets purchased with political contributions or interest or other income from political contributions.

Signature of Officeholder

TEXAS ETHICS COMMISSION

CANDIDATE/OFFICEHOLDER CAMPAIGN FINANCE REPORT

FORM C/OH – INSTRUCTION GUIDE

(PAPER FILERS ONLY)

To Report Activity Occurring on or after January 1, 2022



Revised January 1, 2022

Texas Ethics Commission, P.O. Box 12070, Austin, Texas 78711

www.ethics.state.tx.us

(512) 463-5800 • TDD (800) 735-2989

Promoting Public Confidence in Government

FORM C/OH – INSTRUCTION GUIDE

TABLE OF CONTENTS

These instructions are for the CANDIDATE/OFFICEHOLDER CAMPAIGN FINANCE REPORT (Form C/OH) and all schedules that are filed with it. FORM C/OH includes a three-page cover sheet and Schedules A1, A2, B, E, F1, F2, F3, F4, G, H, I, K, and T. Candidates or officeholders filing a Final Report should also attach Form C/OH-FR. All filers must submit the cover sheet, but only the schedules on which there is information to report need to be included.

GENERAL INSTRUCTIONS	3
IMPORTANT UPDATES	3
ELECTRONIC FILING.....	3
FILLING OUT THE FORMS	3
TEXAS ETHICS COMMISSION GUIDES	4
PHOTOCOPIES OF FORMS.....	4
FILING DATE.....	4
FORM C/OH: CANDIDATE/OFFICEHOLDER CAMPAIGN FINANCE REPORT.....	5
GENERAL INFORMATION.....	5
COMPLETING THE COVER SHEET	7
PAGE 1	7
PAGE 2	13
PAGE 3	15
SCHEDULE A1: MONETARY POLITICAL CONTRIBUTIONS	17
SCHEDULE A2: NON-MONETARY (IN-KIND) POLITICAL CONTRIBUTIONS.....	19
SCHEDULE B: PLEDGED CONTRIBUTIONS	21
SCHEDULE E: LOANS.....	24
SCHEDULE F1: POLITICAL EXPENDITURES FROM POLITICAL CONTRIBUTIONS.....	27
SCHEDULE F2: UNPAID INCURRED OBLIGATIONS	30
SCHEDULE F3: PURCHASE OF INVESTMENTS FROM POLITICAL CONTRIBUTIONS	32
SCHEDULE F4: EXPENDITURES MADE BY CREDIT CARD.....	33
SCHEDULE G: POLITICAL EXPENDITURES MADE FROM PERSONAL FUNDS	35
SCHEDULE H: PAYMENT FROM POLITICAL CONTRIBUTIONS TO A BUSINESS OF C/OH.....	37
SCHEDULE I: NON-POLITICAL EXPENDITURES MADE FROM POLITICAL CONTRIBUTIONS	38
SCHEDULE K: INTEREST, CREDITS, GAINS, REFUNDS, AND CONTRIBUTIONS RETURNED TO FILER.....	39
SCHEDULE T: IN-KIND CONTRIBUTIONS OR POLITICAL EXPENDITURES FOR TRAVEL OUTSIDE OF TEXAS.....	40
FORM C/OH-FR: DESIGNATION OF FINAL REPORT	41
GENERAL INFORMATION.....	41
COMPLETING THE FORM.....	42
ADDITIONAL INFORMATION REGARDING EXPENDITURES.....	43
EXAMPLES: REPORTING EXPENDITURES MADE BY CREDIT CARD	43
EXAMPLES: PURPOSE OF EXPENDITURES	46
EXAMPLES: REPORTING EXPENDITURES FROM PERSONAL FUNDS.....	48
EXAMPLES: REPORTING STAFF REIMBURSEMENT.....	50

GENERAL INSTRUCTIONS

These general instructions apply to all C/OH forms required to be filed under title 15, Texas Election Code, for activity that occurs on or after January 1, 2022. For a report that includes activity occurring before January 1, 2022, you must use the instructions applicable before calendar year 2022, which are available on the Texas Ethics Commission's website at <https://www.ethics.state.tx.us/forms/coh/cohfrm.php>.

IMPORTANT UPDATES

Increased Disclosure Thresholds

On January 1, 2020, the Texas Ethics Commission began adjusting certain reporting thresholds to account for inflation. As directed by section 571.064 of the Texas Election Code, the Commission is required to annually adjust these thresholds upward to the nearest multiple of \$10 in accordance with the percentage increase for the previous year in the Consumer Price Index for Urban Consumers published by the Bureau of Labor Statistics of the United States Department of Labor. Accordingly, one or more thresholds will generally be adjusted each year, depending upon the figures in the index.

These changes will be made effective January 1st of each calendar year; the affected numbers and corresponding new thresholds are located in 1 T.A.C. §18.31, which can be found here: <https://www.ethics.state.tx.us/rules/>. The higher itemization thresholds will be reflected on the paper forms and in these instructions, as applicable.

Please verify that you are using the correct thresholds and forms that apply to your filing. For example, if you are filing a campaign finance report or lobby activities report that is due in January of 2021, you must use the forms and instructions that are applicable to the period ending December 31, 2020.

Contributions Made Electronically Must Be Itemized

Beginning on September 1, 2019, all political contributions that are made electronically and accepted by a filer during the reporting period must be itemized in the filer's campaign finance report. This change is made by House Bill 2586, adopted by the 86th Texas Legislature.

ELECTRONIC FILING

All persons filing campaign finance reports with the Texas Ethics Commission (Commission) are required to file those reports electronically unless the person is eligible to claim an exemption. Please check the Commission's website at <https://www.ethics.state.tx.us> for information about exemptions from the electronic filing requirement.

FILLING OUT THE FORMS

All reports filed on paper must be either handwritten in ink or typewritten. If you complete the report by hand, please print everything other than your signature.

If you are filing with the Commission, and you are eligible to claim an exemption to electronic filing, ***you may use your own computer-generated form*** if it provides for disclosure of all the information required on the Commission's form and it is *substantially identical* in paper size, color, layout, and format. A substitute form that is substantially identical to the Commission's prescribed form must be submitted for pre-approval by the Commission's executive director.

Always file the cover sheet of the campaign finance report form. You need to file only those schedules on which you have information to report.

You must keep an exact copy of each report filed and all records necessary to complete the report for at least two (2) years after the deadline for filing the report.

If you have questions, please call our office at (512) 463-5800.

TEXAS ETHICS COMMISSION GUIDES

The Commission publishes a Campaign Finance Guide for each type of filer. These guides are designed to explain your responsibilities as a filer. The Commission encourages you to read the appropriate guide before you begin accepting political contributions or making or authorizing political expenditures.

PHOTOCOPIES OF FORMS

You may use photocopies of Commission forms. For example, if the space provided on Schedule A1 is insufficient, you may make copies of a blank Schedule A1 form and attach more pages as needed.

FILING DATE

For most reporting deadlines, a document is considered timely filed if it is properly addressed with postage or handling charges prepaid and bears a postmark or receipt mark of a common or contract carrier indicating a time on or before the deadline.

Pre-Election Reports: A report due 30 days before an election and a report due 8 days before an election must be *received* by the appropriate filing authority no later than the report due date.

If you are filing with the Commission, please address your reports and correspondence to the Texas Ethics Commission, P.O. Box 12070, Austin, Texas 78711-2070. For hand-deliveries, the Commission's street address is 201 East 14th Street, Sam Houston Building, 10th Floor, Austin, Texas 78701.

If the due date for a report falls on a Saturday, Sunday, or legal holiday, the report is due on the next regular business day.

FORM C/OH: CANDIDATE/OFFICEHOLDER CAMPAIGN FINANCE REPORT

These instructions are for the CANDIDATE/OFFICEHOLDER CAMPAIGN FINANCE REPORT (Form C/OH). A complete report includes the Form C/OH cover sheet, and any of the following schedules on which there is information to report: A1, A2, B, E, F1, F2, F3, F4, G, H, I, K, and T. A complete Final Report must also include Form C/OH-FR.

Note: Judicial candidates and officeholders must use a different form, Form JC/OH.

GENERAL INFORMATION

Use Form C/OH for filing the following reports:

- Semiannual reports (January 15 and July 15)
- Pre-election reports (30th day before election, 8th day before election)
- Runoff report (8th day before runoff election)
- Exceeded Modified Reporting Limit report
- 15th day after officeholder campaign treasurer appointment
- Final Report

See the instructions for sections 9 and 10 of the Cover Sheet for help in deciding which reports you are required to file.

OFFICEHOLDER ACTIVITY

An officeholder may make officeholder expenditures and accept officeholder contributions without having a campaign treasurer appointment on file. However, an officeholder must have a campaign treasurer appointment on file before the officeholder may make campaign expenditures or accept campaign contributions.

DUTIES OF CANDIDATE OR OFFICEHOLDER

As a candidate or officeholder, you alone, not the campaign treasurer, are responsible for filing this form. Failing to file a report on time or filing an incomplete report may subject you to criminal or civil penalties.

DUTIES OF CAMPAIGN TREASURER

State law does not impose any reporting or record-keeping obligations on a candidate's campaign treasurer.

WHERE TO FILE

This form is filed with the same filing authority with which you were required to file your Campaign Treasurer Appointment (Form CTA). If you are an officeholder who does not have a campaign treasurer appointment on file, file your reports with the same authority with which a candidate for your office must file the campaign treasurer appointment.

FILING A FINAL REPORT

For filing purposes, you are a “candidate” as long as you have an appointment of campaign treasurer on file. If you do not expect to accept any further campaign contributions or to make any further campaign expenditures, you may file a Final Report of contributions and expenditures. A Final Report terminates your appointment of campaign treasurer and relieves you of the obligation of filing further reports *as a candidate*. If you are an officeholder at the time of filing a Final Report, you may be required to file semiannual reports of contributions and expenditures as an officeholder. The only officeholders who are not required to file semiannual reports are officeholders who file locally, who do not have a campaign treasurer appointment on file, *and* who do not exceed \$940 in contributions or expenditures during the reporting period.

If you are not an officeholder at the time of filing a Final Report *and* if you have surplus funds or retain assets purchased with political funds, you will be required to file annual reports of Unexpended Contributions. (*See instructions for Form C/OH-UC.*)

To file a Final Report, you must complete the “C/OH CAMPAIGN FINANCE REPORT” (Form C/OH), check the “final” box in section 9 on the Cover Sheet, and complete and attach the “C/OH REPORT: DESIGNATION OF FINAL REPORT” (Form C/OH- FR).

COMPLETING THE COVER SHEET

Each numbered item in these instructions corresponds to the same numbered item on the form.

PAGE 1

1. **FILER ID:** If you are filing with the Commission, you were assigned a filer identification number when you filed your initial campaign treasurer appointment. You should have received a letter acknowledging receipt of the form and informing you of your Filer ID. Enter this number wherever you see “FILER ID.” If you do not file with the Commission, you are not required to enter a Filer ID.
2. **TOTAL PAGES FILED:** After you have completed the form, count the total number of pages of this form and any attached schedules. Enter that number where indicated on the top line of page 1 only. Each side of a two-sided form counts as one page.
3. **CANDIDATE/OFFICEHOLDER NAME:** Enter your full name, including nicknames and suffixes (e.g., Sr., Jr., III), if applicable.
4. **CANDIDATE/OFFICEHOLDER MAILING ADDRESS:** Enter your complete mailing address. If your mailing address has changed since you last gave notice of your address, check the “Change of Address” box.
5. **CANDIDATE/OFFICEHOLDER PHONE:** Enter your phone number including the area code, and your extension, if applicable.

Sections 6 - 8 pertain to a candidate's campaign treasurer. If you are an officeholder who does not have a campaign treasurer appointment on file, skip these sections.

6. **CAMPAIGN TREASURER NAME:** Enter the full name of your campaign treasurer, including nicknames and suffixes (e.g., Sr., Jr., III), if applicable.
7. **CAMPAIGN TREASURER ADDRESS:** Enter the complete address of your campaign treasurer.
8. **CAMPAIGN TREASURER PHONE:** Enter the phone number of your campaign treasurer including the area code, and the extension, if applicable.
9. **REPORT TYPE:** Check the box that describes the type of report you are filing, according to the descriptions below. See the instructions for section 10 for the periods covered by each type of report.

January 15 Report: All candidates and most officeholders must file a semiannual report by January 15. The only officeholders who are not required to file this report are officeholders who file locally, who do not have a campaign treasurer appointment on file, *and* who do not exceed \$940 in contributions or expenditures during the reporting period.

All candidates and officeholders who file with the Commission must file this report by midnight Central Time on the January 15 report due date. All candidates and officeholders who file locally must file this report by 5 p.m. on the January 15 report due date.

Note: Anyone who has a campaign treasurer appointment (Form CTA) on file must file semiannual reports, even after an election has ended and even if the filer lost the election. To end this semiannual filing requirement, the filer must cease campaign activity and file a Final Report. (See “Final Report” below for more information.)

July 15 Report: All candidates and most officeholders must file a semiannual report by July 15. The only officeholders who are not required to file this report are officeholders who file locally, who do not have a campaign treasurer appointment on file, *and* who do not exceed \$940 in contributions or expenditures during the reporting period.

See “January 15 Report” above for more information on filing requirements and deadlines for semiannual reports.

30th Day Before Election Report: Opposed candidates in an election who did not choose the modified reporting schedule must file this pre-election report. If an opposed candidate chose modified reporting, but then exceeded a threshold before the 30th day before the election, the candidate must file this report.

The report is due no later than 30 days before the election. For all candidates and officeholders who file with the Commission, this report must be received by the Commission no later than midnight Central Time on the report due date. For all candidates and officeholders who file locally, this report must be received by the filing authority no later than 5 p.m. on the report due date.

You are an “opposed” candidate if you have an opponent, including a minor party candidate, whose name is printed on the ballot. If your only opposition is a write-in candidate, you are not considered opposed for filing purposes. If you are a write-in candidate, you are an “opposed” candidate subject to the reporting requirements if you accept political contributions or make political expenditures. Candidates who are unopposed in an election are not required to file pre-election reports for that election.

8th Day Before Election Report: Opposed candidates in an election who did not choose the modified reporting schedule must file this pre-election report. If an opposed candidate chose modified reporting but then exceeded a threshold before the 8th day before the election, the candidate must file this report.

The report is due no later than 8 days before the election. For all candidates and officeholders who file with the Commission, this report must be received by the Commission no later than midnight Central Time on the report due date. For all candidates and officeholders who file locally, this report must be received by the filing authority no later than 5 p.m. on the report due date.

See “30th Day Before Election Report” above for the definition of an opposed candidate.

Runoff Report: Opposed candidates who are participating in a runoff election and who did not choose the modified reporting schedule must file this runoff report. The report is due no later than 8 days before the runoff election. For all candidates and officeholders who file with Commission, this report must be received by the Commission no later than midnight Central Time on the report due date. For all candidates and officeholders who file

locally, this report must be received by the filing authority no later than 5 p.m. on the report due date.

See “30th Day Before Election Report” above for the definition of an opposed candidate.

Exceeded Modified Reporting Limit Report: Candidates who chose to file under the modified reporting schedule but then, after the 30th day before the election, exceeded \$940 in contributions or \$940 in expenditures in connection with the election must file this Exceeded Modified Reporting Limit report within 48 hours after exceeding the \$940 limit. The candidate must meet this deadline even if it falls on a weekend or a holiday.

15th Day After Campaign Treasurer Appointment Report (Officeholders Only): An officeholder must file this report if he or she appoints a campaign treasurer after a period of not having a campaign treasurer appointment (Form CTA) on file. For all officeholders who file with Commission, this report is due no later than midnight Central Time on the 15th day after an officeholder files Form CTA with the Commission. For all officeholders who file locally, this report is due no later than 5 p.m. on the 15th day after an officeholder files Form CTA with the filing authority. It is not required of officeholders who are merely changing their campaign treasurer. It is not required of an officeholder who files locally if the officeholder did not exceed \$940 in either contributions or expenditures during the period covered by the report. Candidates who are not officeholders do not file this report.

Final Report: A person who has a campaign treasurer appointment on file may file this report when he or she does not expect to accept any further campaign contributions or make or authorize any further campaign expenditures. There is not a fixed deadline for this report. This report must have a completed “C/OH REPORT: DESIGNATION OF FINAL REPORT” (Form C/OH-FR) attached.

A candidate must have a CTA on file to accept campaign contributions or make campaign expenditures, including contributions intended to offset campaign debts or expenditures made to pay campaign debts. A candidate who intends to continue campaign activity should not file a Final Report.

A Final Report terminates a candidate’s CTA and relieves the candidate from any additional filing obligations as a candidate. Officeholders who file a Final Report will still be subject to the filing requirements applicable to officeholders. A person who is not an officeholder but who has surplus political funds or assets after filing a Final Report will be required to file annual Unexpended Contribution reports. (See “Form C/OH-FR: Designation of Final Report” for more information.) A candidate or officeholder who does not have a CTA on file may still be required to file a personal financial statement (PFS).

Filing a Final Report does not relieve a candidate of responsibility for any delinquent reports or outstanding civil penalties.

Daily Pre-Election Report of Contributions: A candidate or officeholder who files with the Commission may be required to file daily pre-election reports disclosing contributions during the period beginning the 9th day before an election and ending at 12 noon on the day before the election. This information can be disclosed on Form C/OH-T. For more information, please see the instructions for Form C/OH-T.

Legislative Special Session Report: A candidate or officeholder who files with the Commission and who accepts a political contribution during the period beginning on the date the governor signs the proclamation calling a special legislative session and continuing through the date of final adjournment is required to file a report after a special session of the legislature. This information can be disclosed on Form C/OH-SS. For more information, please see the instructions for Form C/OH-SS.

- 10. PERIOD COVERED:** A reporting period includes the start date and the end date. The *due date* for filing will generally be *after* the end of the period. Generally, a report picks up where the last report left off, and there should be no gaps or overlapping periods. The exceptions are Daily Pre-election reports, which do create overlaps because you are required to report the activity twice.

First Reports: If this is the first report of contributions and expenditures that you have filed, the beginning date will depend on the date your campaign treasurer appointment (Form CTA) was filed or the date you took office.

- If you are a candidate (a person who has filed a Form CTA) and you are filing your first report, the start date will be the date your Form CTA was filed.
- If you are an officeholder who was appointed to an elective office and who did not have a Form CTA on file at the time of the appointment, the start date for your first report will be the date you took office.

January 15th Semiannual Report: The start date is July 1 of the previous year or the day after the last day covered by your last required report, whichever is later. If this is the first report you have filed, please see the “First Reports” section above. The end date is December 31 of the previous year.

July 15th Semiannual Report: The start date is January 1 or the day after the last day covered by your last required report, whichever is later. If this is the first report you have filed, please see the “First Reports” section above. The end date is June 30.

30th Day Before Election Report: The start date is the day after the last day covered by your last required report. If this is the first report you have filed, please see the “First Reports” section above. The end date is the 40th day before the election. This report is not required for unopposed candidates or candidates who are filing under the modified reporting schedule.

8th Day Before Election Report: The start date is the 39th day before the election if you filed a 30th Day Before Election Report. If you did not file the 30th Day Before Election Report, the day after the last day covered by your last required report is the start date. If this is the first report you have filed, please see the “First Reports” section above. The end date is the 10th day before the election. This report is not required for unopposed candidates or candidates who are filing under the modified reporting schedule.

Runoff Report: The start date is the 9th day before the main election if you filed an 8th Day Before Election Report. Otherwise, the start date is the day after the last day covered by your last required report or the day you appointed a campaign treasurer,

whichever is later. The end date is the 10th day before the runoff election. This report is not required for candidates who are filing under the modified reporting schedule.

Exceeded Modified Reporting Limit Report: The start date for the report is either the day you appointed your campaign treasurer or the day after the last day covered by your last required report, whichever is later. The end date is the day you exceeded the \$940 limit for contributions or expenditures.

15th Day After Campaign Treasurer Appointment Report (Officeholders Only): The start date is either the day after the last day covered by your last required report or the day you began serving an appointment to elective office. The end date is the day before the campaign treasurer appointment was filed. This report is due no later than 15 days after the campaign treasurer appointment was filed.

Final Report: The start date is the day after the last day covered by your last required report. The end date is the day the final report is filed.

If you are an officeholder without a campaign treasurer appointment on file, or if you have a campaign treasurer appointment on file but you are not a candidate in an upcoming election and were not a candidate in a recent election, you may skip Section 11.

11. ELECTION: If you are a candidate in an upcoming election or were a candidate in a recently held election, provide the following information concerning the upcoming or recent election.

Election Date: Enter the month, day, and year of the election for which this report is filed, if known.

Candidate in an Upcoming Election: If the political activity in the report primarily pertains to an upcoming election, provide the date of the upcoming election in which you intend to participate as a candidate that most immediately follows the deadline for this report.

Candidate in a Recently Held Election: If the political activity in this report primarily pertains to a recently held election, provide the date of the recently held election in which you participated as a candidate that most immediately precedes the deadline for this report.

Election Type: Check the box next to the type of election that most accurately describes the election for which this report is filed.

Primary: An election held by a political party to select its nominees for office.

Runoff: An election held if no candidate for a particular office receives the vote necessary to be elected in an election requiring a majority vote.

General: An election, other than a primary election, that regularly occurs at fixed dates.

Special: An election that is neither a general election nor a primary election nor a runoff election.

Other: If none of the listed election types apply, check “Other” and provide your own description of the election for which the report is filed.

- 12. OFFICE HELD:** If you are an officeholder, please enter the office you currently hold. Include the district, precinct, or other designation for the office, if applicable.
- 13. OFFICE SOUGHT:** If you are a candidate in an upcoming election, please enter the office you seek. If you were a candidate in a recently held election, but were unsuccessful or are not currently an officeholder, please enter the office you sought during the election that most immediately precedes the deadline for this report. Include the district, precinct, or other designation for the office, if applicable.
- 14. NOTICE FROM POLITICAL COMMITTEE(S):** Complete this section if you received notice from a political committee that it accepted political contributions or made political expenditures on your behalf. You are required to disclose the receipt of such a notice in the report covering the period in which you receive the notice. If you have not received such notice, you may skip this section.

The political committee is required to include in the notice the full name and address of the committee, the full name and address of the committee’s campaign treasurer, and a statement indicating whether the committee is a general-purpose committee or a specific-purpose committee. If the notice also describes the expenditure, do not include the description in this section.

“Additional Pages” box: If you received notice from more than one committee, check this box and attach an additional page listing the names and addresses of the other committees and of their campaign treasurers.

Committee Type:

“General” box: Check this box if the notice is from a general-purpose committee.

“Specific” box: Check this box if the notice is from a specific-purpose committee.

Committee Name: Enter the full name of the committee as reported in the notice.

Committee Address: Enter the address of the committee as reported in the notice.

Committee Campaign Treasurer Name: Enter the name of the committee’s campaign treasurer as reported in the notice.

Committee Campaign Treasurer Address: Enter the address of the committee’s campaign treasurer as reported in the notice.

PAGE 2

15. C/OH (CANDIDATE/OFFICEHOLDER) NAME: Enter your full name.

16. FILER ID: See instructions for section 1.

17. TOTALS: Complete this section only after you have completed all applicable schedules.

Line 1- Total Unitemized Political Contributions: Enter the total of all unitemized contributions (other than pledges, loans, guarantees of loans, or contributions made electronically) of \$90 or less. Do not include any contributions itemized on Schedules A1 or A2 or any contribution made electronically. Enter a “0” if you did not receive any unitemized contributions during the period covered.

On Schedules A1 and A2, you are required to itemize political contributions that totaled more than \$90 from one person and any political contribution that is made electronically. You also may itemize contributions of \$90 or less from one person. Do not include any itemized contributions in the total entered on line 1, regardless of amount.

Line 2- Total Political Contributions: Add the total contributions listed on Schedules A1 and A2 to the amount you entered on line 1. Enter that total on line 2. Enter a “0” if you did not receive any contributions during the period covered.

Line 3- Total Unitemized Political Expenditures: Enter the total of all unitemized political expenditures of \$190 or less. Do not include any expenditures itemized on Schedules F1, F2, F3, F4, G, or H. Enter a “0” if you did not make any unitemized expenditures during the period covered.

On Schedule F1, you were required to itemize political expenditures that totaled more than \$190 to one payee. You also had the option of itemizing expenditures totaling \$190 or less to one payee. Do not include any expenditures itemized on Schedule F1 in the total entered on line 3, regardless of amount.

On Schedule F2, you were required to itemize incurred but not yet paid political expenditures that totaled more than \$190 to one payee. You also had the option of itemizing incurred political expenditures totaling \$190 or less to one payee. Do not include any political or non-political expenditures itemized on Schedule F2 in the total entered on line 3, regardless of amount.

On Schedule F4, you were required to itemize political expenditures made by a credit card that totaled more than \$190 to one payee. You also had the option of itemizing political expenditures totaling \$190 or less to one payee. Do not include any political or non-political expenditures itemized on Schedule F4 in the total entered on line 3, regardless of amount.

On Schedule G, you were required to itemize political expenditures from personal funds if you intend to seek reimbursement from political contributions. Do not include any expenditures itemized on Schedule G in the total entered on line 3, regardless of amount.

On Schedule H, you were required to itemize payments from political contributions made to certain businesses. Do not include any expenditures itemized on Schedule H in the total entered on line 3, regardless of amount.

Line 4- Total Political Expenditures: Add the following:

- (a) the total expenditures itemized on Schedule F1;
- (b) the total political expenditures itemized on Schedule F2;
- (c) the total political expenditures itemized on Schedule F4;
- (d) the total political expenditures itemized on Schedule G;
- (e) the total political expenditures itemized on Schedule H; and
- (f) the amount you entered on line 3.

Enter that total on line 4.

Enter a “0” if you did not make any expenditures during the period covered.

Line 5- Total Political Contributions Maintained: Enter the total amount of political contributions, including interest or other income on those contributions, maintained as of the last day of the reporting period. Enter “0” if you do not maintain political contributions, including interest or other income on those contributions, as of the last day of the reporting period. This is different from the total contributions reported on line 2. Only contributions accepted during the period covered by the report are entered on line 2.

The law requires you to disclose the total amount of political contributions accepted, including interest or other income on those contributions, maintained in one or more accounts in which political contributions are deposited as of the last day of the reporting period.

The “total amount of political contributions maintained” includes the total amount of political contributions maintained in one or more accounts, including the balance on deposit in banks, savings and loan institutions and other depository institutions; the present value of any investments that can be readily converted to cash, such as certificates of deposit, money market accounts, stocks, bonds, treasury bills, etc.; and the balance of political contributions accepted and held in any online fundraising account over which the filer can exercise control by making a withdrawal, expenditure, or transfer.

The total amount of political contributions maintained does *not* include personal funds that the filer intends to use for political expenditures, *unless* the personal funds have been disclosed as a loan to your campaign and deposited into an account in which political contributions are held as permitted by section 253.0351(c) of the Election Code. Any unexpended funds from such a loan are required to be included in the total amount of political contributions maintained as of the last day of the reporting period.

Note: Personal funds deposited in an account in which political contributions are held are subject to the personal use restrictions.

Line 6- Total Principal Amount of All Outstanding Loans: Enter the aggregate outstanding principal amount of all loans accepted for campaign or officeholder purposes as of the last day of the reporting period. Enter a “0” if you did not accept any loans during the period covered and have no outstanding loans as of the last day of the reporting period. This is different from the information reported on Schedule E. This line must include outstanding principal of loans made in this reporting period as well as outstanding principal of loans made previously.

- 18. SIGNATURE:** Complete this section only after you have completed all applicable sections and schedules. You must always sign a report that you file. You must complete this section even if you have no schedules to attach. *Only the candidate or officeholder filing the report may sign the report.*

If you are using the paper form, fill this section out by hand after you finish the rest of this report. You have the option to either: (1) take the completed form to a notary public where you will sign above the first line that says “Signature of Candidate/Officeholder (Declarant)” (an electronic signature is not acceptable) and your signature will be notarized, or (2) sign above both lines that say “Signature of Candidate/Officeholder (Declarant)” (an electronic signature is not acceptable), and fill out the unsworn declaration section.

PAGE 3

- 19. C/OH (CANDIDATE/OFFICEHOLDER) NAME:** Enter your full name.

- 20. FILER ID:** See instructions for section 1.

- 21. SCHEDULE SUBTOTALS:** Complete this section only after you have completed all applicable schedules.

Check the appropriate boxes to indicate which schedules are attached to your report. If a schedule is not included in the report, leave the check box blank.

Line 1- Schedule A1: Add the total amount of contributions itemized on Schedule A1 to the amount of unitemized monetary political contributions accepted during the period covered. Enter that total on line 1. Enter a “0” if you did not accept any contributions during the period covered.

Line 2- Schedule A2: Add the total amount of non-monetary in-kind contributions itemized on Schedule A2 to the amount of unitemized non-monetary in-kind contributions accepted during the period covered. Enter that total on line 2. Enter a “0” if you did not accept any non-monetary in-kind contributions during the period covered.

Line 3- Schedule B: Add the total amount of pledged contributions itemized on Schedule B to the amount of unitemized pledged contributions accepted during the

period covered. Enter that total on line 3. Enter a “0” if you did not accept any pledged contributions during the period covered.

Line 4- Schedule E: Add the total amount of loans itemized on Schedule E to the amount of unitemized loans accepted during the period covered. Enter that total on line 4. Enter a “0” if you did not accept any loans during the period covered.

Line 5- Schedule F1: Add the total amount of political expenditures from political contributions itemized on Schedule F1 to the amount of unitemized political expenditures from political contributions made during the period covered. Enter that total on line 5. Enter a “0” if you did not make any political expenditures from political contributions during the period covered.

Line 6- Schedule F2: Add the total amount of unpaid incurred obligations itemized on Schedule F2 to the amount of unitemized unpaid obligations incurred during the period covered. Enter that total on line 6. Enter a “0” if you did not incur any unpaid obligations during the period covered.

Line 7- Schedule F3: Enter the total amount of investments purchased from political contributions itemized on Schedule F3. Enter a “0” if you did not purchase any investments from political contributions during the period covered.

Line 8- Schedule F4: Add the total amount of expenditures made by a credit card itemized on Schedule F4 to the amount of unitemized expenditures made by a credit card during the period covered. Enter that total on line 8. Enter a “0” if you did not make any expenditures by credit card during the period covered.

Line 9- Schedule G: Add the total amount of political expenditures from personal funds itemized on Schedule G to the amount of unitemized political expenditures from personal funds made during the period covered. Enter that total on line 9. Enter a “0” if you did not make any political expenditures from personal funds during the period covered.

Line 10- Schedule H: Enter the total amount of payments from political contributions to a business of the candidate or officeholder itemized on Schedule H. Enter a “0” if you did not make any payments from political contributions to a business of the candidate or officeholder during the period covered.

Line 11- Schedule I: Enter the total amount of non-political expenditures from political contributions itemized on Schedule I. Enter a “0” if you did not make any non-political expenditures from political contributions during the period covered.

Line 12- Schedule K: Enter the total amount of interests, credits, gains, refunds, and contributions returned to the filer itemized on Schedule K. Enter a “0” if you did not have any such activity during the period covered.

SCHEDULE A1: MONETARY POLITICAL CONTRIBUTIONS

These instructions are for candidates and officeholders using SCHEDULE A1: MONETARY POLITICAL CONTRIBUTIONS.

Use this schedule to disclose information about monetary campaign and officeholder contributions accepted during the reporting period. Do not enter on this schedule information on non-monetary, in-kind contributions, pledges, loans, or guarantees of loans. Once you actually receive pledged money, it must be reported on Schedule A1. (Report non-monetary, in-kind contributions on Schedule A2; report pledges on Schedule B; report loans and guarantees of loans on Schedule E.)

Itemization: You must enter incoming monetary contributions that exceed \$90 from one person, and any monetary contribution made electronically, during a reporting period on this schedule. If you accepted two or more contributions from the same person, the total of which exceeds \$90, enter each contribution separately. Although you are not required to do so, you may also report contributions from one person that do not exceed \$90 in the period on this schedule. If you do not itemize contributions of \$90 and less on this schedule, you must total all such contributions and report them on the Cover Sheet, page 2, section 17, line 1.

Each numbered item in these instructions corresponds to the same numbered item on the form.

1. **TOTAL PAGES SCHEDULE A1:** After you have completed Schedule A1, count the total number of pages. Each side of a two-sided form counts as one page.
2. **FILER NAME:** Enter your full name.
3. **FILER ID:** See instructions for Cover Sheet, page 1, section 1.
4. **DATE:** Enter the date you *accepted* the contribution. Accepting a contribution is different from receiving a contribution. You accept a contribution when you decide to accept it rather than reject it. This may or may not be the same day that you receive the contribution.
5. **FULL NAME OF CONTRIBUTOR:** Enter the full name of the contributor. If the contributor is an individual, enter the full first and last name, and suffix (Jr., III, etc.) if applicable. If the contributor is an entity, enter the full name of the entity.

“Out-of-State PAC” box: If the contributor is an out-of-state political committee, check the box. Certain restrictions apply to contributions from out-of-state PACS. The fact that a political committee has a mailing address outside of Texas does not mean that the committee is an out-of-state PAC for purposes of these restrictions. A political committee that has a campaign treasurer appointment on file in Texas is not an out-of-state PAC. A political committee that makes most of its political expenditures outside of Texas may be an out-of-state PAC. A political committee must determine if it is an out-of-state PAC.

If the contributor is an out-of-state political committee from which you accepted more than \$940 in the reporting period (including pledges or loans from sources other than financial institutions that have been in business for more than a year), you must include one of the following with your report:

- a written statement, certified by an officer of the out-of-state political committee, listing the full name and address of each person who contributed more than \$190 to the out-of-state political committee during the 12 months immediately preceding the contribution; *or*
- a copy of the out-of-state political committee's statement of organization filed as required by law with the FEC and certified by an officer of the out-of-state committee.

If the contributor is an out-of-state political committee from which you accepted \$940 or less (including pledges) during the reporting period, you must include one of the following with your report:

- a copy of the out-of-state political committee's statement of organization filed as required by law with the FEC and certified by an officer of the out-of-state committee; *or*
- a document listing the committee's name, address and phone number; the name of the person appointing the committee's campaign treasurer; and the name, address and phone number of the committee's campaign treasurer.

"ID #" Line (Electronic Filing Only): If you are filing your report electronically, you may enter in this field the out-of-state committee's Federal Election Commission (FEC) identification number. If you do not have an FEC # for the out-of-state PAC or are not filing electronically with the Commission, you must provide other documentation as explained above.

- 6. CONTRIBUTOR ADDRESS:** Enter the complete address of the contributor.
- 7. AMOUNT OF CONTRIBUTION:** Enter the amount of the contribution.
- 8. PRINCIPAL OCCUPATION OR JOB TITLE:** Candidates for and holders of statewide offices in the executive branch and candidates for and holders of legislative offices must disclose the principal occupation or job title of an individual from whom the candidate or officeholder has accepted contributions (including pledges) of \$940 or more during the reporting period. In other circumstances, filers are not required to report this information but may do so.
- 9. EMPLOYER:** Candidates for and holders of statewide offices in the executive branch and candidates for and holders of legislative offices must disclose the employer of an individual from whom the candidate or officeholder has accepted contributions (including pledges) of \$940 or more during the reporting period. In other circumstances, filers are not required to report this information but may do so.

SCHEDULE A2: NON-MONETARY (IN-KIND) POLITICAL CONTRIBUTIONS

These instructions are for candidates and officeholders using SCHEDULE A2: NON-MONETARY (IN-KIND) POLITICAL CONTRIBUTIONS.

Use this schedule to disclose information about non-monetary, in-kind campaign and officeholder contributions received during the reporting period. An in-kind contribution is a contribution of goods, services, or any other thing of value **other than money** that is given to your campaign. You are not required to include contributions of an individual's personal services or travel if the individual receives no compensation from any source for the services. Do not enter on this schedule information on monetary political contributions, pledges, loans, or guarantees of loans. Once you actually receive a pledged in-kind contribution, it must be reported on Schedule A2. (Report monetary contributions on Schedule A1; report pledges on Schedule B; report loans and guarantees of loans on Schedule E.)

Itemization: You must enter non-monetary (in-kind) contributions of goods, services, or other things of value that exceed \$90 from one person, and any non-monetary contribution made electronically, during a reporting period on this schedule. If you accepted two or more non-monetary contributions from the same person, the total of which exceeds \$90, enter each contribution separately. Although you are not required to do so, you may also report contributions from one person that do not exceed \$90 in the period on this schedule. If you do not itemize contributions of \$90 and less on this schedule, you must total all such contributions and report them on the Cover Sheet, page 2, section 17, line 1.

Each numbered item in these instructions corresponds to the same numbered item on the form.

1. **TOTAL PAGES SCHEDULE A2:** After you have completed Schedule A2, count the total number of pages. Each side of a two-sided form counts as one page.
2. **FILER NAME:** Enter your full name.
3. **FILER ID:** See instructions for Cover Sheet, page 1, section 1.
4. **TOTAL OF UNITEMIZED IN-KIND POLITICAL CONTRIBUTIONS:** Enter the total amount of in-kind political contributions of \$90 or less that you accepted during the period covered that are not itemized on this schedule. If you choose to itemize an in-kind contribution of \$90 or less on this schedule, do not include it in this total. All contributions made electronically must be itemized.
5. **DATE:** See instructions for Schedule A1, section 4.
6. **FULL NAME OF CONTRIBUTOR:** See instructions for Schedule A1, section 5.

 "Out-of-State PAC" box: See instructions for Schedule A1, section 5.
7. **CONTRIBUTOR ADDRESS:** Enter the complete address of the contributor.
8. **AMOUNT OF CONTRIBUTION:** Enter the fair market value of the in-kind contribution.

- 9. IN-KIND CONTRIBUTION DESCRIPTION:** Enter a description of the contribution. The description should be sufficiently detailed to allow a person reviewing your report to understand what was contributed.

“Travel Outside of Texas” box: If the contribution was for travel outside of Texas, please check the box and *report this information on Schedule T.*

- 10. PRINCIPAL OCCUPATION OR JOB TITLE:** See instructions for Schedule A1, section 8.

- 11. EMPLOYER:** See instructions for Schedule A1, section 9.

Sections 12-16 pertain to judicial candidates and officeholders only. Do not complete these sections. If you are a judicial candidate or officeholder, please use form JC/OH and the corresponding instructions.

SCHEDULE B: PLEDGED CONTRIBUTIONS

These instructions are for candidates and officeholders using SCHEDULE B: PLEDGED CONTRIBUTIONS.

Use this schedule to disclose information about pledges accepted during the reporting period for campaign or officeholder purposes. You are not required to include pledges of an individual's personal services or travel if the individual receives no compensation from any source for the services. Do not enter on this schedule information on contributions actually received, loans, or guarantees of loans. (Report contributions actually received on Schedule A1 or Schedule A2, as applicable; report loans and guarantees of loans on Schedule E.)

If you accept a pledge from a person to give you money, goods, services, or anything of value, that pledge is a reportable contribution and you must include the pledge on this schedule for the report covering the period in which you accept the pledge.

Itemization: You must itemize pledges that exceed \$90 in the aggregate from one person during the reporting period. If you received pledges totaling more than \$90 from one person during the reporting period, you must itemize all of those pledges, even if individual pledges were for \$90 or less. Although you are not required to do so, you may also itemize pledges for \$90 or less from one person. You must also disclose the receipt of the pledged contribution on Schedule A1 (used for monetary contributions) or A2 (used for non-monetary contributions), as applicable, in the reporting period in which you actually receive the pledged money or thing of value. If the pledge is accepted and received in the same reporting period, it is not required to be reported on Schedule B.

Note: See the Campaign Finance Guide for more information on pledges.

Each numbered item in these instructions corresponds to the same numbered item on the form.

1. **TOTAL PAGES SCHEDULE B:** After you have completed Schedule B, count the total number of pages. Each side of a two-sided form counts as one page.
2. **FILER NAME:** Enter your full name.
3. **FILER ID:** See instructions for Cover Sheet, page 1, section 1.
4. **TOTAL OF UNITEMIZED PLEDGES:** Enter the total amount of pledges that you accepted during the period that did not exceed \$90 in the aggregate per person. Although you are not required to do so, you may also itemize pledges of \$90 or less on this schedule. If you itemize some pledges of \$90 or less, do not include those pledges in the total entered here. If you choose to itemize all pledges of \$90 or less, do not enter a total amount here.
5. **DATE:** Enter the date you *accepted* the pledge. Accepting a pledge is different from receiving a contribution. You accept a pledge when you decide to accept it rather than reject it.

Pledge accepted and received in different reporting periods: If you accept a pledge in one reporting period and then receive the pledged money or other thing of value in a later reporting period, you will disclose the pledge on this schedule in

the reporting period in which you accepted the pledge. You will also disclose the receipt of the pledged money or other thing of value on the appropriate incoming funds schedule (report monetary contributions on Schedule A1; report in-kind contributions on Schedule A2; report loans on Schedule E) in the reporting period in which you received the pledge.

Pledge received in same reporting period as accepted: If you receive a pledge in the same reporting period in which it was accepted, then you will not report the pledge on this schedule. You will only disclose the contribution on the appropriate incoming funds schedule (report monetary contributions on Schedule A1; report in-kind contributions on Schedule A2; report loans on Schedule E). The date of the contribution will be the date you accepted the pledged contribution, regardless of when the pledged contribution was actually received.

Pledge accepted but never received: You will disclose the pledge on this schedule in the reporting period in which you accepted the pledge. If you never actually receive the pledge, it is not necessary to correct your report to delete the pledge.

Example: In June a supporter promises that he will give Juan Garcia \$1,000 in the last week before the November election. Juan accepts his promise. Juan must disclose the pledge on his July 15 report covering the period in which he accepted the pledge. (Note: When he receives the \$1,000, he will disclose it as a monetary contribution on Schedule A1 of the report covering the period in which he received the money. Also, if he never receives the \$1,000, he does not correct/amend his report to delete the entry for the pledge.)

- 6. FULL NAME OF PLEDGOR:** Enter the full name of the person who made the pledge.

“Out-of-State PAC” box: See instructions for Schedule A1, section 5.

- 7. PLEDGOR ADDRESS:** Enter the complete address of the person who made the pledge.
- 8. AMOUNT OF PLEDGE:** Enter the amount of the pledge or the fair market value of any pledged goods or services or other thing of value, as applicable.
- 9. IN-KIND DESCRIPTION:** If the pledge was for goods or services or any other thing of value, enter a description of the pledged goods or services or other thing of value. The description should be sufficiently detailed to allow a person reviewing your report to understand what was pledged.

“Travel Outside of Texas” box: If the pledged contribution was an in-kind contribution for travel outside of Texas, please check the box and *report this information on Schedule T*.

- 10. PRINCIPAL OCCUPATION OR JOB TITLE:** See instructions for Schedule A1, section 8.
- 11. EMPLOYER:** See instructions for Schedule A1, section 9.

You do not need Schedules C1-4 and D. These schedules are for political committees to report contributions from corporations and labor organizations. Candidates and officeholders are generally prohibited from accepting such contributions.

SCHEDULE E: LOANS

These instructions are for candidates and officeholders using SCHEDULE E: LOANS.

Use this schedule to disclose information about loans and guarantees of loans accepted during the reporting period for campaign or officeholder purposes. This schedule must also be used to disclose deposits of personal funds into an account in which political contributions are held as permitted by section 253.0351(c) of the Election Code. This schedule may also be used to disclose political expenditures from personal funds.

Loans to Your Campaign from Your Personal Funds: You may disclose political expenditures from personal funds as a loan to your campaign on Schedule E. Outgoing political expenditures made from that loan must then be disclosed as if they were made from political contributions. The amount you disclose as a loan from yourself in a reporting period may NOT exceed the amount you actually spent from personal funds in that reporting period. In other words, do not report a \$100,000 loan to your campaign if the amount actually spent from your personal funds in the reporting period was \$5,000. When you reimburse yourself, disclose the reimbursement as an outgoing political expenditure on Schedule F1. The reimbursement may not exceed the amount disclosed as a loan. (You may also disclose political expenditures from personal funds on Schedule G. See the Schedule G instructions below for more information.)

Personal Funds Deposited into a Political Account: If you deposit personal funds in an account in which political contributions are held, you must disclose the deposited amount as a loan on Schedule E and check the box indicating "Personal Funds Deposited into Political Account." Personal funds deposited in an account in which political contributions are held are subject to the personal use restriction. Disclose the outgoing political expenditures made from that loan as if they were made from political contributions. When you reimburse yourself, disclose the reimbursement as an outgoing political expenditure on Schedule F1. The reimbursement may not exceed the amount disclosed as a loan.

Itemization: You must itemize loans (including loans from personal funds) that exceed \$90 that you accepted during the period from one person. If you accepted two or more loans from the same person, the total of which exceeds \$90, itemize each loan separately. You must also itemize loans that are made electronically by a person other than a financial institution. Although you are not required to do so, you may also itemize any other loans that do not exceed \$90.

Each numbered item in these instructions corresponds to the same numbered item on the form.

- 1. TOTAL PAGES SCHEDULE E:** After you have completed Schedule E, count the total number of pages. Each side of a two-sided form counts as one page.
- 2. FILER NAME:** Enter your full name.
- 3. FILER ID:** See instructions for Cover Sheet, page 1, section 1.

4. **TOTAL OF UNITEMIZED LOANS:** Enter the total amount of loans accepted during the reporting period that did not exceed \$90 in the aggregate per person and were not from financial institutions, unless the loans were made electronically.

Although you are not required to do so, you may itemize loans of \$90 or less from persons other than financial institutions on this schedule. If you itemize some loans of \$90 or less, do not include those loans in the total you enter here. If you choose to itemize all loans of \$90 or less, enter a "0" here.

5. **DATE OF LOAN:** Enter the date you *accepted* the loan.
6. **IS LENDER A FINANCIAL INSTITUTION?:** If you accepted the loan from a corporation that has been legally engaged in the business of making loans for more than one year, circle "Y" for yes. If you accepted the loan from any other source, circle "N" for no. A loan from a corporation that has not been legally engaged in the business of making loans for more than one year is a corporate contribution. Candidates and officeholders may not accept corporate contributions.
7. **NAME OF LENDER:** Enter the full name of the person or financial institution that made the loan. If the lender is an individual, enter the full first and last name and suffix (Jr., III, etc.) if applicable. If the lender is an entity, enter the full name of the entity.

"Out-of-State PAC" box: See instructions for Schedule A1, section 5.

Note: See the Campaign Finance Guide for detailed information on accepting and reporting contributions from out-of-state political committees.

8. **LENDER ADDRESS:** Enter the complete address of the person or financial institution that made the loan.
9. **LOAN AMOUNT:** Enter the principal amount of the loan.
10. **INTEREST RATE:** Enter the interest rate.
11. **MATURITY DATE:** Enter the maturity date.
12. **PRINCIPAL OCCUPATION OR JOB TITLE:** Candidates for and holders of statewide offices in the executive branch and candidates for and holders of legislative offices must disclose the principal occupation or job title of each individual from whom the candidate or officeholder has accepted a loan (including a pledge of a loan) of \$940 or more during the reporting period. Other types of filers are not required to report this information but may do so.
13. **EMPLOYER:** Candidates for and holders of statewide offices in the executive branch and candidates for and holders of legislative offices must disclose the full name of the employer of an individual from whom the candidate or officeholder has accepted a loan (including a pledge of a loan) of \$940 or more during the reporting period. Other types of filers are not required to report this information but may do so.

14. DESCRIPTION OF COLLATERAL: If there is no collateral for the loan, check the “none” box and go to section 15. If there is collateral for the loan, enter a description of the collateral for the loan.

15. “Check if personal funds were deposited into political account” box: Check this box *only if* the loan is a deposit of your personal funds into an account in which political contributions are held as permitted by section 253.0351(c) of the Election Code. Political expenditures made from that loan, and any subsequent expenditures to reimburse the candidate or officeholder, must be reported as if they were made from political contributions. The reimbursement may not exceed the amount reported as a loan. Personal funds deposited in an account in which political contributions are held are subject to the personal use restrictions.

16. GUARANTOR INFORMATION: If there are no guarantors for the loan, check the “Not Applicable” box and go to the next loan. If you have no further loans to report, go to the next applicable schedule.

A person who guarantees all or part of a loan makes a reportable contribution in the amount of the guarantee. You must report such a contribution on this schedule, and not on the contributions schedule.

17. NAME OF GUARANTOR: Enter the full name of the person guaranteeing the loan. If the guarantor is an individual, enter the full first and last name and suffix (Jr., III, etc.) if applicable. If the guarantor is an entity, enter the full name of the entity.

18. GUARANTOR ADDRESS: Enter the complete address of the guarantor.

19. AMOUNT GUARANTEED: Enter the dollar amount of the loan that the guarantor has agreed to guarantee.

20. PRINCIPAL OCCUPATION: Enter the principal occupation of the guarantor.

21. EMPLOYER: Enter the employer of the guarantor.

SCHEDULE F1: POLITICAL EXPENDITURES FROM POLITICAL CONTRIBUTIONS

These instructions are for candidates and officeholders using SCHEDULE F1: POLITICAL EXPENDITURES FROM POLITICAL CONTRIBUTIONS.

Use this schedule to disclose information about political expenditures from political contributions that were made during the reporting period. Do not enter on this schedule unpaid incurred obligations, political expenditures made from personal funds, the purchase of investments from political contributions, expenditures made by credit card, or payments from political contributions made to a business that you own or control. (Report unpaid incurred obligations on Schedule F2; report expenditures from personal funds on Schedule G; report the purchase of investments from political contributions on Schedule F3; report expenditures made by credit card on Schedule F4; and report payments from political contributions made to a business that you own or control on Schedule H.)

Expenditures Made by Credit Card: You must disclose expenditures charged to a credit card on Schedule F4 and *not* on this schedule. When you pay the credit card bill, you must disclose the payment to the credit card company on Schedule F1 (used for political payments from political contributions), Schedule G (used for political payments from personal funds), Schedule H (used for payments from political contributions made to a business that you own or control), or Schedule I (used for nonpolitical payments from political contributions), as applicable. See instructions for Schedule F4: [Expenditures Made by Credit Card](#) for more information.

See the *Campaign Finance Guide for Candidates and Officeholders* for important restrictions regarding the use of political funds to rent or purchase real property.

Itemization: You must enter expenditures paid to one individual or entity during a reporting period that in the aggregate exceed \$190 on this schedule. If you made more than one expenditure to the same payee, the total of which exceeded \$190, enter each expenditure separately. Although you are not required to do so, you may also report expenditures to one person that do not exceed \$190 in the period on this schedule. If you choose not to itemize expenditures of \$190 and less on this schedule, you must total all unitemized expenditures and report them on the Cover Sheet, page 2, section 17, line 3.

Each numbered item in these instructions corresponds to the same numbered item on the form.

1. **TOTAL PAGES SCHEDULE F1:** After you have completed Schedule F1, count the total number of pages. Each side of a two-sided form counts as one page.
2. **FILER NAME:** Enter your full name.
3. **FILER ID:** See instructions for Cover Sheet, page 1, section 1.
4. **DATE:** Enter the date the expenditure payment was made. Remember: Expenditure obligations you incurred in this reporting period *but have not yet paid* are entered on Schedule F2. Expenditures made by credit card are entered on Schedule F4.
5. **PAYEE NAME:** Enter the full name of the person to whom the expenditure was made.

Note: If you make an expenditure for goods or services to benefit another candidate, officeholder, or committee, enter the name of the vendor who sold you the goods or services. Do not enter the name of the person for whose benefit you made the expenditure. Include that information under section 8, "Purpose of Expenditure."

6. **AMOUNT:** Enter the exact amount of the expenditure.
7. **PAYEE ADDRESS:** Enter the complete address of the person to whom the expenditure was made.
8. **PURPOSE OF EXPENDITURE:** You must disclose the purpose of the expenditure in two parts: Category and Description. Merely disclosing the category of goods, services, or other thing of value for which the expenditure is made does not adequately describe the purpose of an expenditure.

- (a) **Category:** Select a category of goods, services, or other thing of value for which an expenditure is made. If none of the listed categories apply, select "Other" and enter your own category. Examples of acceptable categories include:

Advertising Expense

Accounting/Banking

Consulting Expense

Contributions/Donations Made By Candidate/Officeholder/Political Committee

Credit Card Payment

Event Expense

Fees

Food/Beverage Expense

Gifts/Awards/Memorials Expense

Legal Services

Loan Repayment/Reimbursement

Office Overhead/Rental Expense

Polling Expense

Printing Expense

Salaries/Wages/Contract Labor

Solicitation/Fundraising Expense

Transportation Equipment and Related Expense

Travel In District

Travel Out Of District

Other

- (b) Description:** Enter a brief statement or description of the candidate or officeholder activity that is conducted by making the expenditure. The brief statement or description must include the item or service purchased and must be sufficiently specific, when considered within the context of the description of the category, to make the reason for the expenditure clear. Merely disclosing the category of goods, services, or other thing of value for which the expenditure is made does not adequately describe the purpose of an expenditure.

For examples of acceptable ways to disclose the purpose of an expenditure, please see the "Examples: Purpose of Expenditures" on page 46.

“Check if travel outside of Texas” box: Check this box if the expenditure is for travel outside of Texas. The description of a political expenditure for travel outside of the state of Texas must include detailed information. Please report this information on Schedule T.

“Check if Austin, TX, officeholder living expense” box: Check this box if the expenditure is an officeholder expense for living in Austin, Texas.

- 9. DIRECT CAMPAIGN EXPENDITURE TO BENEFIT CANDIDATE/OFFICEHOLDER:**
If you made a direct campaign expenditure to benefit another candidate or officeholder, enter the full name of the candidate or officeholder and the name of the office sought or held, including the district, precinct, or other designation of the office, as applicable. (Attach additional sheets to list multiple candidates.) Do not complete this section if the expenditure was not a direct campaign expenditure.

A “direct campaign expenditure” to benefit another candidate is not a “political contribution” to that other candidate. A direct campaign expenditure is a campaign expenditure that you make on someone else’s behalf and without the prior consent or approval of that person. This is in contrast to a political contribution, which the person has the opportunity to accept or reject.

Example: If you made expenditures to prepare and distribute an endorsement letter in support of a candidate after first asking for and getting the candidate’s approval, you made an *in-kind contribution*. However, if you did not get the candidate’s approval *before* you made the expenditure, you made a *direct campaign expenditure*.

SCHEDULE F2: UNPAID INCURRED OBLIGATIONS

These instructions are for candidates and officeholders using SCHEDULE F2: UNPAID INCURRED OBLIGATIONS.

Use this schedule to disclose information about obligations to make an expenditure that you incurred during the reporting period but have not yet paid. Do not enter on this schedule obligations that were incurred and paid during the reporting period, or other outgoing funds. (Report obligations incurred and paid during the reporting period on Schedule F1, F3, G, H, or I as appropriate, and report expenditures made by credit card on Schedule F4.)

See the *Campaign Finance Guide for Candidates and Officeholders* for important restrictions regarding the use of political funds to rent or purchase real property.

Itemization: Itemization requirements differ depending on whether the unpaid incurred obligation is for a political or non-political expenditure.

Unpaid Incurred Political Obligations: You must enter political obligations incurred but not yet paid to one individual or entity during a reporting period that in the aggregate exceed \$190 on this schedule. If you incurred more than one obligation to the same payee, the total of which exceeded \$190, enter each expenditure separately. Although you are not required to do so, you may also report political obligations incurred to one person that do not exceed \$190 in the period on this schedule. If you choose not to itemize incurred political obligations of \$190 and less on this schedule, you must total all unitemized obligations and report them in section 4 of this Schedule. You must also include that amount in the total unitemized political expenditures of \$190 or less on C/OH Cover Sheet, page 2, section 17, line 3.

Unpaid Incurred Non-Political Obligations: You must enter non-political obligations incurred but not yet paid to one individual or entity during a reporting period on this schedule, regardless of the amount.

Each numbered item in these instructions corresponds to the same numbered item on the form.

1. **TOTAL PAGES SCHEDULE F2:** After you have completed Schedule F2, count the total number of pages. Each side of a two-sided form counts as one page.
2. **FILER NAME:** Enter your full name.
3. **FILER ID:** See instructions for Cover Sheet, page 1, section 1.
4. **TOTAL OF UNITEMIZED UNPAID INCURRED OBLIGATIONS:** Enter the total amount of political obligations incurred during the reporting period that do not exceed \$190 in the aggregate per person, unless itemized on this schedule. You are not required to itemize unpaid incurred political obligations of \$190 or less, but if you choose to do so, do not include those unpaid incurred obligations in the total you enter here.
5. **DATE:** Enter the date the obligation was incurred. Obligations you incurred *and* paid during the reporting period are not entered on this schedule.

6. PAYEE NAME: See instructions for Schedule F1, section 5.

Note: If you incurred an obligation for goods or services to benefit another candidate, officeholder, or committee, enter the name of the vendor of the goods or services. Do not enter the name of the person for whose benefit you incurred the obligation. Include that information under section 10, "Purpose of Expenditure."

7. AMOUNT: Enter the exact amount of the incurred obligation.

8. PAYEE ADDRESS: Enter the complete address of the person to whom the obligation is owed.

9. TYPE OF EXPENDITURE: Check only one box to indicate whether the incurred obligation was political or non-political.

A non-political expenditure is an expenditure that is neither a campaign expenditure nor an officeholder expenditure. As a practical matter, *very few* expenditures made from political contributions are non-political expenditures. For instance, expenditures for administrative expenses, banking fees, and professional dues are typically political expenditures.

10. PURPOSE OF EXPENDITURE: See instructions for Schedule F1, section 8.

11. DIRECT CAMPAIGN EXPENDITURE TO BENEFIT CANDIDATE/OFFICEHOLDER:
See instructions for Schedule F1, section 9.

SCHEDULE F3: PURCHASE OF INVESTMENTS FROM POLITICAL CONTRIBUTIONS

These instructions are for candidates and officeholders using SCHEDULE F3: PURCHASE OF INVESTMENTS FROM POLITICAL CONTRIBUTIONS.

Use this schedule to disclose information about investments purchased from political contributions during the reporting period. Do not enter on this schedule political expenditures from political contributions, unpaid incurred obligations, expenditures made by credit card, political expenditures made from personal funds, or payments from political contributions made to a business that you own or control. (Report political expenditures from political contributions on Schedule F1; report unpaid incurred obligations on Schedule F2; report expenditures made by credit card on Schedule F4; report expenditures from personal funds on Schedule G; and report payments from political contributions made to a business that you own or control on Schedule H.)

See the *Campaign Finance Guide for Candidates and Officeholders* for important restrictions regarding the use of political funds to rent or purchase real property.

Itemization: You must enter investments purchased with political contributions during a reporting period that in the aggregate exceed \$120 on this schedule. Although you are not required to do so, you may also report investments purchased with political contributions that do not exceed \$120 in the period on this schedule.

Each numbered item in these instructions corresponds to the same numbered item on the form.

- 1. TOTAL PAGES SCHEDULE F3:** After you have completed Schedule F3, count the total number of pages. Each side of a two-sided form counts as one page.
- 2. FILER NAME:** Enter your full name.
- 3. FILER ID:** See instructions for Cover Sheet, page 1, section 1.
- 4. DATE:** Enter the date you purchased the investment.
- 5. NAME OF PERSON FROM WHOM INVESTMENT IS PURCHASED:** Enter the full name of the person or entity from whom you purchased the investment. If you purchased the investment from an individual, enter the full first and last name, and suffix (Jr., III, etc.) if applicable (title is optional). If you purchased the investment from an entity, enter the full name of the entity.
- 6. ADDRESS OF PERSON FROM WHOM INVESTMENT IS PURCHASED:** Enter the complete address of the person or entity from whom you purchased the investment.
- 7. DESCRIPTION OF INVESTMENT:** Enter a brief statement or description of the investment. For example, "Ten shares of stock in ABC company."
- 8. AMOUNT OF INVESTMENT:** Enter the amount of the investment purchased.

SCHEDULE F4: EXPENDITURES MADE BY CREDIT CARD

These instructions are for candidates and officeholders using SCHEDULE F4: EXPENDITURES MADE BY CREDIT CARD.

Use this schedule to disclose information about expenditures made by a credit card. You must disclose expenditures charged to a credit card on this schedule and identify the individual, entity, or vendor who receives payment from the credit card company. When you pay the credit card bill, you must disclose the payment to the credit card company on Schedule F1 (used for political payments from political contributions), Schedule G (used for political payments from personal funds), Schedule H (used for payments from political contributions made to a business that you own or control), or Schedule I (used for nonpolitical payments from political contributions), as applicable.

Do not enter on this schedule political expenditures from political contributions, unpaid incurred obligations, political expenditures made from personal funds, or payments from political contributions made to a business that you own or control. (Report political expenditures from political contributions on Schedule F1; report unpaid incurred obligations on Schedule F2; report the purchase of investments from political contributions on Schedule F3; report expenditures from personal funds on Schedule G; and report payments from political contributions made to a business that you own or control on Schedule H.)

For examples regarding the disclosure of expenditures made by credit card, please see “Examples: Reporting Expenditures Made by Credit Card” on page 43.

Itemization: Itemization requirements differ depending on whether the expenditure made by a credit card is for a political or non-political expenditure.

Political Expenditures Made by Credit Card: You must itemize political expenditures made by credit card that exceed \$190 (in the aggregate) to a single payee. If you made two or more expenditures to the same payee, the total of which exceeded \$190, enter each expenditure made by credit card separately. Although you are not required to do so, you may also report political expenditures made by credit card that do not exceed \$190 in the reporting period on this schedule. If you choose not to itemize political expenditures made by credit card of \$190 and less on this schedule, you must total all unitemized political expenditures and report them in section 4 of this Schedule. You must also include that amount in the total unitemized political expenditures of \$190 or less on C/OH Cover Sheet, page 2, section 17, line 3.

Non-Political Expenditures Made by Credit Card: You must itemize any non-political expenditure made by credit card, regardless of the amount.

Each numbered item in these instructions corresponds to the same numbered item on the form.

- 1. TOTAL PAGES SCHEDULE F4:** After you have completed Schedule F4, count the total number of pages. Each side of a two-sided form counts as one page.
- 2. FILER NAME:** Enter your full name.

3. **FILER ID:** See instructions for Cover Sheet, page 1, section 1.

4. **TOTAL OF UNITEMIZED EXPENDITURES CHARGED TO A CREDIT CARD:**

Enter the total amount of political expenditures charged to a credit card during the reporting period that do not exceed \$190 in the aggregate per person, unless itemized on this schedule. You are not required to itemize political expenditures made by credit card of \$190 or less, but if you choose to do so, do not include those political expenditures made by credit card in the total you enter here.

5. **DATE:** Enter the date you made the expenditure by credit card.

Note: There is a special reporting rule for expenditures made by credit card. For reports due 30 days and 8 days before an election (pre-election reports) and for runoff reports, the date of the credit card expenditure is the date the credit card is used. For other reports, the date of the credit card expenditure is either the date of the charge or the date the credit card statement is received. *A filer can never go wrong by disclosing the date of the expenditure as the date of the charge.*

6. **PAYEE NAME:** See instructions for Schedule F1, section 5. Disclose the name of the vendor who sold you the goods or services as the payee, NOT the credit card company. You do not report the name of the credit card company on this schedule.

Note: If you made an expenditure for goods or services to benefit another candidate, officeholder, or committee, enter the name of the vendor of the goods or services. Do not enter the name of the person for whose benefit you made the expenditure. Include that information under section 10, “Purpose of Expenditure.”

7. **AMOUNT:** Enter the amount of the credit card expenditure.

8. **PAYEE ADDRESS:** Enter the complete address of the payee of the credit card expenditure.

9. **TYPE OF EXPENDITURE:** Check only one box to indicate whether the credit card expenditure was political or non-political.

A non-political expenditure is an expenditure that is neither a campaign expenditure nor an officeholder expenditure. As a practical matter, *very few* expenditures made from political contributions are non-political expenditures. For instance, expenditures for administrative expenses, banking fees, and professional dues are typically political expenditures.

10. **PURPOSE OF EXPENDITURE:** See instructions for Schedule F1, section 8.

Note: Do not choose “Credit Card Payment” as the category for an expenditure made by credit card when an individual, entity, or vendor receives payment from the credit card company. Instead, choose the category that corresponds to the goods, services, or other thing of value purchased from the individual, entity, or vendor.

11. **DIRECT CAMPAIGN EXPENDITURE TO BENEFIT CANDIDATE/OFFICEHOLDER:**
See instructions for Schedule F1, section 9.

SCHEDULE G: POLITICAL EXPENDITURES MADE FROM PERSONAL FUNDS

These instructions are for candidates and officeholders using SCHEDULE G: POLITICAL EXPENDITURES MADE FROM PERSONAL FUNDS.

You may use this schedule to disclose information about political expenditures from personal funds that were made during the reporting period. Alternatively, you may choose to disclose political expenditures from personal funds as a loan on Schedule E (see the Schedule E instructions above for more information). Do not enter on this schedule information about personal funds deposited in an account in which political contributions are held as permitted by section 253.0351(c) of the Election Code. (Report the deposit of personal funds into a political account as a loan on Schedule E.)

Expenditures Made by Credit Card: You must disclose expenditures charged to a credit card on Schedule F4 and *not* on this schedule. When you pay the credit card bill, you must disclose the payment to the credit card company on Schedule F1 (used for political payments from political contributions), Schedule G (used for political payments from personal funds), Schedule H (used for payments from political contributions made to a business that you own or control), or Schedule I (used for nonpolitical payments from political contributions), as applicable. See instructions for Schedule F4: Expenditures Made by Credit Card for more information.

If you intend to seek reimbursement *in any amount* from political contributions for a political expenditure made from personal funds, you must either report the expenditure on Schedule E or itemize the expenditure on this schedule and check the box in Section 6 to indicate that you intend to seek reimbursement from political contributions. ***You may not correct a report to allow reimbursement.*** When you reimburse yourself, disclose the reimbursement as an outgoing political expenditure on Schedule F1.

See the Campaign Finance Guide for important restrictions regarding the use of political funds to rent or purchase real property.

Itemization: If you choose to report political expenditures from personal funds on this schedule, you must itemize political expenditures paid to one individual or entity during a reporting period that in the aggregate exceed \$190 on this schedule. If you made more than one expenditure to the same payee, the total of which exceeded \$190, enter each expenditure separately. Although you are not required to do so, you may also report expenditures to one person that do not exceed \$190 in the period on this schedule. You must total all political expenditures from personal funds that you do not itemize on this schedule and include them in the total of unitemized political expenditures on the C/OH Cover Sheet, page 2, section 17, line 3.

Officeholder expenditures from personal funds for which you do not intend to seek reimbursement are not required to be reported on this schedule or included in the total of unitemized political expenditures.

Each numbered item in these instructions corresponds to the same numbered item on the form.

1 TOTAL PAGES SCHEDULE G: After you have completed Schedule G, count the total number of pages. Each side of a two-sided form counts as one page.

2. **FILER NAME:** Enter your full name.
3. **FILER ID:** See instructions for Cover Sheet, page 1, section 1.
4. **DATE:** Enter the date the expenditure was made.
5. **PAYEE NAME:** See instructions for Schedule F1, section 7.
6. **AMOUNT:** Enter the exact amount of the expenditure.

“Reimbursement from Political Contributions Intended” box: Check this box if you intend to reimburse yourself for the expenditure. (In order to be reimbursed from political contributions in any amount for an expenditure made out of personal funds, you must itemize the expenditure on this schedule and check this box or you must report the expenditure as a loan to yourself on Schedule E.)

7. **PAYEE ADDRESS:** Enter the complete address of the person to whom the expenditure was made.
8. **PURPOSE OF EXPENDITURE:** See instructions for Schedule F1, section 8.
9. **DIRECT CAMPAIGN EXPENDITURE TO BENEFIT CANDIDATE/OFFICEHOLDER:** See instructions for Schedule F1, section 9.

SCHEDULE H: PAYMENT FROM POLITICAL CONTRIBUTIONS TO A BUSINESS OF C/OH

These instructions are for candidates and officeholders using SCHEDULE H: PAYMENT FROM POLITICAL CONTRIBUTIONS TO A BUSINESS OF C/OH.

Use this schedule to disclose information about payments from political contributions that were made to a business in which you have an interest of more than 10%, a position on the governing body, or a position as an officer. Do not enter on this schedule other payments from political contributions made during the reporting period.

See the *Campaign Finance Guide for Candidates and Officeholders* for a discussion on the important restrictions on making and reporting payments from political contributions to a business in which you have an interest.

This schedule is for payments to a business in which you have one or more of the following interests or positions:

- 1) a participating interest of more than 10%;
- 2) a position on the governing body of the business; or
- 3) a position as an officer of the business.

Itemization: You must enter all payments from political contributions made to certain businesses (as defined above) of a candidate or officeholder made during the reporting period on this schedule, regardless of the amount.

Each numbered item in these instructions corresponds to the same numbered item on the form.

1. **TOTAL PAGES SCHEDULE H:** After you have completed Schedule H, count the total number of pages. Each side of a two-sided form counts as one page.
2. **FILER NAME:** Enter your full name.
3. **FILER ID:** See instructions for Cover Sheet, page 1, section 1.
4. **DATE:** Enter the date you made the payment.
5. **BUSINESS NAME:** Enter the full name of the business to which you made the payment.
6. **AMOUNT:** Enter the dollar amount of the payment.
7. **BUSINESS ADDRESS:** Enter the complete address of the business to which you made the payment.
8. **PURPOSE OF EXPENDITURE:** See instructions for Schedule F1, section 8.
9. **DIRECT CAMPAIGN EXPENDITURE TO BENEFIT CANDIDATE/OFFICEHOLDER:**
See instructions for Schedule F1, section 9.

SCHEDULE I: NON-POLITICAL EXPENDITURES MADE FROM POLITICAL CONTRIBUTIONS

These instructions are for candidates and officeholders using SCHEDULE I: NON-POLITICAL EXPENDITURES MADE FROM POLITICAL CONTRIBUTIONS.

Use this schedule to disclose information about non-political expenditures from political contributions made during the reporting period. Do not enter political expenditures on this schedule. Also, do not enter non-political expenditure obligations you incurred in this reporting period but have not yet paid or non-political expenditures made by credit card. (Report unpaid incurred obligations on Schedule F2; report expenditures made by a credit card on Schedule F4.)

Expenditures Made by Credit Card: You must disclose non-political expenditures charged to a credit card on Schedule F4 and *not* on this schedule. When you pay the credit card bill, you must disclose the payment to the credit card company on Schedule F1 (used for political payments from political contributions), Schedule G (used for political payments from personal funds), Schedule H (used for payments from political contributions made to a business that you own or control), or Schedule I (used for nonpolitical payments from political contributions), as applicable. See instructions for Schedule F4: Expenditures Made by Credit Card for more information.

Itemization: You must enter all non-political expenditures from political contributions on this schedule, regardless of the amount. A non-political expenditure is an expenditure that is neither a campaign expenditure nor an officeholder expenditure. As a practical matter, *very few* expenditures made from political contributions are non-political expenditures. For instance, expenditures for administrative expenses, banking fees, and professional dues are typically political expenditures. You may not convert political contributions to personal use.

Each numbered item in these instructions corresponds to the same numbered item on the form.

1. **TOTAL PAGES SCHEDULE I:** After you have completed Schedule I, count the total number of pages. Each side of a two-sided form counts as one page.
2. **FILER NAME:** Enter your full name.
3. **FILER ID:** See instructions for Cover Sheet, page 1, section 1.
4. **DATE:** Enter the date the expenditure payment was made.
5. **PAYEE NAME:** See instructions for Schedule F1, section 5.
6. **AMOUNT:** Enter the exact amount of the expenditure payment.
7. **PAYEE ADDRESS:** Enter the complete address of the person to whom the expenditure was made.
8. **PURPOSE OF EXPENDITURE:** See instructions for Schedule F1, section 8.

SCHEDULE K: INTEREST, CREDITS, GAINS, REFUNDS, AND CONTRIBUTIONS RETURNED TO FILER

These instructions are for candidates and officeholders using SCHEDULE K: INTEREST, CREDITS, GAINS, REFUNDS, AND CONTRIBUTIONS RETURNED TO FILER.

Use this schedule to report information regarding any credit, interest, rebate, refund, reimbursement, or return of a deposit fee resulting from the use of a political contribution or an asset purchased with a political contribution, any proceeds of the sale of an asset purchased with a political contribution, the amount of which exceeds \$120, and any other gain from a political contribution received during the reporting period.

Itemization: You must enter interest, credits, gains, refunds and returned contributions received during a reporting period that in the aggregate exceed \$120 on this schedule. Although you are not required to do so, you may also report any credit/gain/refund, or interest that does not exceed \$120 in the period on this schedule.

Each numbered item in these instructions corresponds to the same numbered item on the form.

- 1. TOTAL PAGES SCHEDULE K:** After you have completed Schedule K, count the total number of pages. Each side of a two-sided form counts as one page.
- 2. FILER NAME:** Enter your full name.
- 3. FILER ID:** See instructions for Cover Sheet, page 1, section 1.
- 4. DATE:** Enter the date the credit/gain/refund was received or the interest was earned, as applicable.
- 5. NAME OF PERSON FROM WHOM AMOUNT IS RECEIVED:** Enter the full name of the person or business from whom the credit/gain/refund/returned contribution or interest was received.
- 6. ADDRESS OF PERSON FROM WHOM AMOUNT IS RECEIVED:** Enter the complete address of the person or business from whom the credit/gain/refund/returned contribution or interest was received.
- 7. PURPOSE FOR WHICH AMOUNT IS RECEIVED:** Enter a brief statement or description of the purpose for which the amount was received (for example, “phone service deposit return” “returned contribution” or “interest on savings account”).

“**Check if political contribution returned to filer**” box: If the incoming credit/gain was originally made by you in the form of a political contribution to another candidate or political committee and was returned to you in this reporting period, check this box.
- 8. AMOUNT:** Enter the exact dollar amount of the credit/gain/refund/returned contribution, or interest.

SCHEDULE T: IN-KIND CONTRIBUTIONS OR POLITICAL EXPENDITURES FOR TRAVEL OUTSIDE OF TEXAS

These instructions are for candidates and officeholders using SCHEDULE T: IN-KIND CONTRIBUTIONS OR POLITICAL EXPENDITURES FOR TRAVEL OUTSIDE OF TEXAS.

Use this schedule to disclose information about contributions accepted or expenditures made during the reporting period. In addition to completing this schedule, you must also report the actual contribution or expenditure on the appropriate schedule or form. The law requires detailed information regarding in-kind contributions or political expenditures for travel outside of the state of Texas.

Each numbered item in these instructions corresponds to the same numbered item on the form.

- 1. TOTAL PAGES SCHEDULE T:** After you have completed Schedule T, count the total number of pages. Each side of a two-sided form counts as one page.
- 2. FILER NAME:** Enter the full name of the candidate, committee, or party on whose report you are including this schedule.
- 3. FILER ID:** If you are filing with the Commission, enter your filer account number. If you do not file with the Commission, you are not required to enter a filer account number.
- 4. NAME OF CONTRIBUTOR / CORPORATION OR LABOR ORGANIZATION / PLEDGOR / PAYEE:** Enter the full name of the contributor / corporation or labor organization / pledgor / payee as it appears on the schedule or form on which you reported the actual contribution or expenditure.
- 5. CONTRIBUTION / EXPENDITURE REPORTED ON:** Check the appropriate box for the schedule or form on which you reported the actual contribution or expenditure.
- 6. DATES OF TRAVEL:** Enter the dates on which the travel occurred.
- 7. NAME OF PERSON(S) TRAVELING:** Enter the full name of the person or persons traveling on whose behalf the travel was accepted or on whose behalf the expenditure was made.
- 8. DEPARTURE CITY OR NAME OF DEPARTURE LOCATION:** Enter the name of the departure city or the name of each departure location.
- 9. DESTINATION CITY OR NAME OF DESTINATION LOCATION:** Enter the name of the destination city or the name of each destination location.
- 10. MEANS OF TRANSPORTATION:** Enter the method of travel (e.g., airplane, bus, boat, car, etc.)
- 11. PURPOSE OF TRAVEL:** Enter the campaign or officeholder purpose of the travel, including the name of a conference, seminar, or other event.

FORM C/OH-FR: DESIGNATION OF FINAL REPORT

These instructions are for candidates and officeholders using Form C/OH-FR: C/OH REPORT: DESIGNATION OF FINAL REPORT. A final report must include this form (Form C/OH-FR) and the CAMPAIGN FINANCE REPORT (Form C/OH) with the "Final Report" box checked on page 1, section 9. It must also include Schedules A1, A2, B, E, F1, F2, F3, F4, G, H, I, K, and T, as applicable.

GENERAL INFORMATION

For filing purposes, you are a "candidate" as long as you have an appointment of campaign treasurer on file. If you do not expect to accept any further campaign contributions or to make any further campaign expenditures, you may file a final report of contributions and expenditures. A final report terminates your appointment of campaign treasurer and relieves you of the obligation of filing further reports as a candidate.

If you do not have an appointment of campaign treasurer on file, you may not accept **campaign** contributions or make **campaign** expenditures. A payment on a campaign debt is a campaign expenditure. An officeholder who does not have an appointment of campaign treasurer on file may accept **officeholder** contributions and make **officeholder** expenditures.

The effect of filing a final report differs depending on whether you are an officeholder at the time you file a final report.

Officeholders Filing a Final Report: You will not have to worry about surplus political funds and assets until you cease to be an officeholder. You may still be required to file semiannual reports of contributions and expenditures as an officeholder. The only officeholders who are not required to file semiannual reports are local officeholders who do not exceed \$940 in contributions or \$940 in expenditures during the reporting period.

If you cease to be an officeholder at a time when you do not have a campaign treasurer appointment on file, and you retain political contributions, interest or other income from political contributions, or assets purchased with political contributions or interest or other income from political contributions after filing the last required report as an officeholder, you **must** file an annual report of unexpended contributions not earlier than January 1 and not later than January 15 of each year following the year in which you filed the last required report as an officeholder. You may not retain these unexpended funds longer than six years after the date you ceased to be an officeholder. For information about important restrictions regarding the use and reporting of unexpended contributions, see the Campaign Finance Guide.

Non-Officeholders Filing a Final Report: You will no longer be required to file reports **unless** you retain political contributions, interest or other income from political contributions, or assets purchased with political contributions or interest or other income from political contributions. If you retain any of those items, you must file an annual report of unexpended contributions not earlier than January 1 and not later than January 15 of each year after the year in which you filed your final report. You may not retain these unexpended funds longer than six years after the date of filing a final report. For information about important restrictions regarding the use and reporting of unexpended contributions, see the Campaign Finance Guide.

COMPLETING THE FORM

Each numbered item in these instructions corresponds to the same numbered item on the form.

1. **C/OH NAME:** Enter your full name.
2. **FILER ID:** If you are filing with the Commission, enter your Filer ID. If you do not file with the Commission, you are not required to enter a Filer ID.
3. **SIGNATURE:** You must sign this section to indicate that you understand the consequences of filing a final report.
4. **FILER WHO IS NOT AN OFFICEHOLDER:** Complete this section if you are not an officeholder at the time of filing your final report. Be sure to check the appropriate box in both sections A and B and sign on the “Signature” line.
5. **OFFICEHOLDER:** Complete this section if you are an officeholder at the time of filing your final report. You must check the box to indicate awareness of further filing requirements.

ADDITIONAL INFORMATION REGARDING EXPENDITURES

EXAMPLES: REPORTING EXPENDITURES MADE BY CREDIT CARD

This list is for illustrative purposes only. It is intended to provide helpful information and to assist filers in reporting expenditures made by credit card and payments made to credit card companies.

Example #1: Candidate Using Credit Card to Make Political Expenditures and Using Political Contributions to Pay the Credit Card Bill in the Same Reporting Period

A candidate for office uses her credit card to buy \$1,000 in campaign office supplies from an office store. During the same reporting period, the candidate uses her credit card to buy \$500 in political advertising signs from a sign company. During the same reporting period, the candidate makes a single payment from her political contributions account to pay the \$1,500 credit card bill.

To report that activity, the candidate would report all of the following on a campaign finance report (Form C/OH) covering the period in which she made the credit card charges and sent the payment to the credit card company:

1. For the credit card charges: a \$1,000 expenditure on the “Expenditures Made by Credit Card” Schedule (F4). The schedule identifies the office store as the payee of the expenditure and includes the address, date, amount, a category of the expenditure as “Office Overhead/Rental Expense,” and a description as “Campaign Office Supplies.” In Section 9 of the schedule, the box for “Political” is also checked. The candidate also reports the \$500 expenditure on the “Expenditures Made by Credit Card” Schedule and identifies the sign company as the payee of the expenditure and includes the address, date, amount, a category of the expenditure as “Advertising Expense,” and a description as “Political Advertising Signs.” In Section 9 of the schedule, the box for “Political” is also checked.
2. For the payment to the credit card company: a \$1,500 expenditure on the “Political Expenditures from Political Contributions” Schedule (F1). The schedule identifies the credit card company as the payee of the expenditure and includes the address, date, amount, a category of the expenditure as “Credit Card Payment,” and a description as “Payment of credit card bill for credit card expenditures.”
3. Both \$1,500 amounts reported on each schedule will also be included in the appropriate totals sections of Cover Sheet Pages 2 and 3.

Example #2: Candidate Using Credit Card to Make a Political Expenditure and Using Personal Funds to Pay the Credit Card Bill in the Same Reporting Period

A candidate for *non-judicial* office uses his credit card to purchase \$3,000 in political advertising materials from a print shop. During the same reporting period, the candidate makes a payment from his personal funds account to pay the \$3,000 credit card bill.

To report that activity, the candidate would report all of the following on a campaign finance report (Form C/OH) covering the period in which he made the credit card charge and sent the payment to the credit card company:

1. For the credit card charge: a \$3,000 expenditure on the “Expenditures Made by Credit Card” Schedule (F4). The schedule identifies the print shop as the payee of the expenditure and includes the address, date, amount, a category of the expenditure as “Advertising Expense,” and a description as “Political Advertising Materials.” In Section 9 of the schedule, the box for “Political” is also checked.
2. For the payment to the credit card company: a \$3,000 expenditure on the “Political Expenditures Made from Personal Funds” Schedule (G). The schedule identifies the credit card company as the payee of the expenditure and includes the address, date, amount, a category of the expenditure as “Credit Card Payment,” and a description as “Payment of credit card bill for political advertising materials.” If the candidate intends to seek reimbursement from political contributions, the candidate may also check the appropriate box in Section 6.
3. Both \$3,000 amounts reported on each schedule will also be included in the appropriate sections of Cover Sheet Pages 2 and 3.

Example #3: Political Committee Using Credit Card to Make a Political Expenditure and Using Political Contributions to Pay the Credit Card Bill in Different Reporting Periods

A general-purpose committee uses its credit card to buy \$500 in political advertising in a newspaper. The committee receives the statement from the credit card company but does not send a payment until after the reporting period ends. When the committee sends a payment to the credit card company, it makes a \$500 payment from its political contributions account.

To report the credit card charge, the committee’s campaign treasurer would report all of the following on a campaign finance report (Form GPAC) covering the period in which it made the credit card charge:

1. A \$500 expenditure on the “Expenditures Made by Credit Card” Schedule (F4). The schedule identifies the newspaper as the payee of the expenditure and includes the address, date, amount, a category of the expenditure as “Advertising Expense,” and a description as “Political Advertising.” In Section 9 of the schedule, the box for “Political” is also checked.
2. The \$500 amount reported on the “Expenditures Made by Credit Card” Schedule (F4) will also be included in the appropriate sections of Cover Sheet Pages 2 and 3.

To report the payment to the credit card company, the committee’s campaign treasurer would also report all of the following on a campaign finance report (Form GPAC) covering the period in which it made the payment to the credit card company:

1. A \$500 expenditure on the “Political Expenditures from Political Contributions” Schedule (F1). The schedule identifies the credit card company as the payee of the expenditure and includes the address, date, amount, a category of the expenditure as

“Credit Card Payment,” and a description as “Payment of credit card bill for political advertising.”

2. The \$500 amount reported on the “Political Expenditures from Political Contributions” Schedule (F1) will also be included in the appropriate sections of Cover Sheet Pages 2 and 3.

Example #4: Candidate Using Credit Card to Make a Political Expenditure and Using Political Contributions to Pay the Credit Card Bill in Different Reporting Periods

A candidate for *judicial* office uses her credit card to buy \$500 in political advertising in a newspaper. The candidate receives the statement from the credit card company but does not send a payment until after the reporting period ends. When the candidate sends a payment to the credit card company, she makes a \$500 payment from her political contributions account.

To report the credit card charge, the candidate would report all of the following on a campaign finance report (Form JC/OH) covering the period in which she made the credit card charge:

1. A \$500 expenditure on the “Expenditures Made by Credit Card” Schedule (F4). The schedule identifies the newspaper as the payee of the expenditure and includes the address, date, amount, a category of the expenditure as “Advertising Expense,” and a description as “Political Advertising.” In Section 9 of the schedule, the box for “Political” is also checked.
2. The \$500 amount reported on the “Expenditures Made by Credit Card” Schedule (F4) will also be included in the appropriate sections of Cover Sheet Pages 2 and 3.

To report the payment to the credit card company, the candidate would also report all of the following on a campaign finance report (Form JC/OH) covering the period in which the payment to the credit card company was made:

1. A \$500 expenditure on the “Political Expenditures from Political Contributions” Schedule (F1). The schedule identifies the credit card company as the payee of the expenditure and includes the address, date, amount, a category of the expenditure as “Credit Card Payment,” and a description as “Payment of credit card bill for political advertising.”
2. The \$500 amount reported on the “Political Expenditures from Political Contributions” Schedule (F1) will also be included in the appropriate sections of Cover Sheet Pages 2 and 3.

EXAMPLES: PURPOSE OF EXPENDITURES

This list is for illustrative purposes only. It is intended to provide helpful information and to assist filers in reporting the purpose of an expenditure. However, it is not, and is not intended to be, an exhaustive or an exclusive list of how a filer may permissibly report the purpose of an expenditure.

(1) Example: Candidate X is seeking the office of State Representative, District 2000. She purchases an airline ticket from ABC Airlines to attend a campaign rally within District 2000. The acceptable category for this expenditure is “travel in district.” The candidate activity that is accomplished by making the expenditure is to attend a campaign rally. An acceptable brief statement is “airline ticket to attend campaign event.”

(2) Example: Candidate X purchases an airline ticket to attend a campaign event outside of District 2000 but within Texas, the acceptable category is “travel out of district.” The candidate activity that is accomplished by making the expenditure is to attend a campaign event. An acceptable brief statement is “airline ticket to attend campaign or officeholder event.”

(3) Example: Candidate X purchases an airline ticket to attend an officeholder related seminar outside of Texas. The acceptable method for the purpose of this expenditure is by selecting the “travel out of district” category and completing the “Schedule T” (used to report travel outside of Texas).

(4) Example: Candidate X contracts with an individual to do various campaign related tasks such as work on a campaign phone bank, sign distribution, and staffing the office. The acceptable category is “salaries/wages/contract labor.” The candidate activity that is accomplished by making the expenditure is to compensate an individual working on the campaign. An acceptable brief statement is “contract labor for campaign services.”

(5) Example: Officeholder X is seeking re-election and makes an expenditure to purchase a vehicle to use for campaign purposes and permissible officeholder purposes. The acceptable category is “transportation equipment and related expenses” and an acceptable brief description is “purchase of campaign/officeholder vehicle.”

(6) Example: Candidate X makes an expenditure to repair a flat tire on a campaign vehicle purchased with political funds. The acceptable category is “transportation equipment and related expenses” and an acceptable brief description is “campaign vehicle repairs.”

(7) Example: Officeholder X purchases flowers for a constituent. The acceptable category is “gifts/awards/memorials expense” and an acceptable brief description is “flowers for constituent.”

(8) Example: Political Committee XYZ makes a political contribution to Candidate X. The acceptable category is “contributions/donations made by candidate/officeholder/political committee” and an acceptable brief description is “campaign contribution.”

(9) Example: Candidate X makes an expenditure for a filing fee to get his name on the ballot. The acceptable category is “fees” and an acceptable brief description is “candidate filing fee.”

- (10) Example: Officeholder X makes an expenditure to attend a seminar related to performing a duty or engaging in an activity in connection with the office. The acceptable category is “fees” and an acceptable brief description is “attend officeholder seminar.”
- (11) Example: Candidate X makes an expenditure for political advertising to be broadcast by radio. The acceptable category is “advertising expense” and an acceptable brief description is “political advertising.” Similarly, Candidate X makes an expenditure for political advertising to appear in a newspaper. The acceptable category is “advertising expense” and an acceptable brief description is “political advertising.”
- (12) Example: Officeholder X makes expenditures for printing and postage to mail a letter to all of her constituents, thanking them for their participation during the legislative session. Acceptable categories are “advertising expense” OR “printing expense” and an acceptable brief description is “letter to constituents.”
- (13) Example: Officeholder X makes an expenditure to pay the campaign office electric bill. The acceptable category is “office overhead/rental expense” and an acceptable brief description is “campaign office electric bill.”
- (14) Example: Officeholder X makes an expenditure to purchase paper, postage, and other supplies for the campaign office. The acceptable category is “office overhead/rental expense” and an acceptable brief description is “campaign office supplies.”
- (15) Example: Officeholder X makes an expenditure to pay the campaign office monthly rent. The acceptable category is “office overhead/rental expense” and an acceptable brief description is “campaign office rent.”
- (16) Example: Candidate X hires a consultant for fundraising services. The acceptable category is “consulting expense” and an acceptable brief description is “campaign services.”
- (17) Example: Candidate/Officeholder X pays his attorney for legal fees related to either campaign matters or officeholder matters. The acceptable category is “legal services” and an acceptable brief description is “legal fees for campaign” or “for officeholder matters.”
- (18) Example: Candidate/Officeholder X makes food and beverage expenditures for a meeting with her constituents. The acceptable category is “food/beverage expense” and an acceptable brief statement is “meeting with constituents.”
- (19) Example: Candidate X makes food and beverage expenditures for a meeting to discuss candidate issues. The acceptable category is “food/beverage expense” and an acceptable brief statement is “meeting to discuss campaign issues.”
- (20) Example: Officeholder X makes food and beverage expenditures for a meeting to discuss officeholder issues. The acceptable category is “food/beverage expense” and an acceptable brief statement is “meeting to discuss officeholder issues.”
- (21) Example: Candidate/Officeholder X makes food and beverage expenditures for a meeting to discuss campaign and officeholder issues. The acceptable category is “food/beverage expense” and an acceptable brief statement is “meeting to discuss campaign/officeholder issues.”

EXAMPLES: REPORTING EXPENDITURES FROM PERSONAL FUNDS

This list is for illustrative purposes only. It is intended to provide helpful information and to assist filers in reporting expenditures from personal funds.

If you intend to seek reimbursement of any amount from political contributions for a political expenditure made from your personal funds, you must report the expenditure in one of three ways. Keep in mind that this reporting system is not an accounting system and duplication of expenditures is not uncommon when reporting transactions related to expenditures made from personal funds.

Method #1: Itemize the expenditure on the “Political Expenditures Made from Personal Funds” schedule (Schedule G) and check the box to indicate that you intend to seek reimbursement from political contributions. You may not correct a report to allow reimbursement without subjecting yourself to a possible penalty. When you reimburse yourself, which could be months or years later, report the reimbursement on the “Political Expenditures” schedule (Schedule F1).

Example: On December 1, 2007, Candidate A spends \$500 of her own personal funds to purchase political advertising signs. She reports the expenditure to the vendor on Schedule G and checks the box to indicate that reimbursement is intended. One year later, Candidate A reimburses herself from political contributions. She reports the reimbursement on Schedule F1. Candidate A is the payee and the purpose of the expenditure is to reimburse herself for a political expenditure made from personal funds on December 1, 2007.

If you intend to seek reimbursement from political contributions for a political expenditure of any amount made from personal funds, you must itemize the expenditure on Schedule G.

Method #2: Report the political expenditures made from your personal funds as a loan to your campaign on the “Loans” schedule (Schedule E). Next, report the political expenditures made from that loan as if they were made from political funds (report on Schedules F1, F2, F3, F4, or H as appropriate). Do NOT report political expenditures made from the loan on Schedule G.

The amount you report as a loan in a reporting period may NOT exceed the amount you actually spent from personal funds in that reporting period. In other words, do not report a \$100,000 loan to your campaign if the amount actually spent from personal funds in the reporting period was \$5,000. When you reimburse yourself, which could be months or years later, report the reimbursement on the Schedule F1.

Example: In one reporting period, Candidate B spends \$5,000 of his own personal funds to purchase political advertising materials. He spends \$3,000 at Business One and \$2,000 at Business Two. He reports the expenditures as a \$5,000 loan on Schedule E and then itemizes each of the two expenditures as a political expenditure on Schedule F1. A year later, Candidate B reimburses himself from political contributions by disclosing the reimbursement on Schedule F1. He reports the reimbursement on Schedule F1. The payee in this instance is Candidate B, the category of the expenditure is “Loan Repayment/Reimbursement,” and “political expenditure made from personal funds reported as a loan” is an acceptable brief description.

Method #3: Deposit personal funds in an account in which your political contributions are maintained and report that amount as a loan on the "Loans" schedule (Schedule E). Next, report the political expenditures made from that loan as if they were made from political funds (report on Schedules F1, F2, F3, or H as appropriate). When you reimburse yourself, which could be months or years later, report the reimbursement on the Schedule F1. The reimbursement may not exceed the amount reported as a loan. Personal funds deposited in an account in which political contributions are held are subject to the personal use restriction.)

Example: In one reporting period, Candidate C opens a campaign bank account and deposits \$5,000 of her own personal funds into the account. She makes one \$3,000 expenditure for political advertising. Candidate C has no other activity in the reporting period. She reports the \$5,000 as a loan on Schedule E, itemizes the \$3,000 expenditure for the political advertising on Schedule F1, and includes the remaining \$2,000 on her contributions maintained at the end of the reporting period total. A year later, Candidate C reimburses herself from political contributions by disclosing the reimbursement on Schedule F1. The payee in this instance is Candidate C, the category of expenditure is "Loan Repayment/Reimbursement," and "political expenditure made from personal funds reported as a loan" is an acceptable brief description.

EXAMPLES: REPORTING STAFF REIMBURSEMENT

This list is for illustrative purposes only. It is intended to provide helpful information and to assist filers in reporting staff reimbursements.

When a staff member makes political payment(s) out of his or her personal funds, how you disclose the payment(s) depends on two things: 1) the aggregate total of those payments in the reporting period; and 2) whether or not you reimburse the staff worker in the same reporting period.

Example #1: The payment out of the staff worker's personal funds does not exceed \$5,000 in the reporting period *and* you reimburse the staff worker from political funds in the same reporting period – You will simply itemize the payment (if over the \$190 itemization threshold) on Schedule F1 as if you made the expenditure directly to the vendor out of your political funds, with the name of the vendor who sold the goods or services as the payee for the expenditure. *Do not* disclose as the payee the name of your staff worker.

Example #2: The payment(s) out of the staff worker's personal funds are over \$5,000 in the aggregate in the reporting period *and* you reimburse the staff worker from political funds in the same reporting period – You will use a 3-step process, disclosing everything on the same report: (1) On Schedule E, disclose the total amount paid from the staff worker's personal funds as a loan from the staff worker to your campaign; (2) On Schedule F1, itemize the payments made by your staff worker separately, with the names of the vendors who sold the goods or services to your staff worker as the payees for the expenditures. *Do not* disclose as the payee the name of your staff worker; and (3) On Schedule F1, disclose the payment to your staff worker for the reimbursement of the loan.

Example #3: The payment(s) out of the staff worker's personal funds do not exceed \$5,000 in the aggregate in the reporting period *but* you reimburse the staff worker from political funds in a different reporting period – You will use a 3-step process, disclosing steps 1 and 2 on the same report and step 3 later, when the reimbursement occurs: (1) On Schedule E, disclose the total amount paid from the staff worker's personal funds as a loan from the staff worker to your campaign; (2) On Schedule F1, itemize the payments made by your staff worker separately, with the names of the vendors who sold the goods or services to your staff worker as the payees for the expenditures. *Do not* disclose as the payee the name of your staff worker; and (3) When you reimburse your staff worker, if ever, disclose on Schedule F1 of the report covering the period in which the reimbursement occurs the payment to your staff worker for the reimbursement of the loan.

CANDIDATE / OFFICEHOLDER REPORT OF UNEXPENDED CONTRIBUTIONS

FORM C/OH-UC
COVER SHEET PG 1

The C/OH-UC Instruction Guide explains how to complete this form.		1 Filer ID (Ethics Commission Filers)							
2 CANDIDATE / OFFICEHOLDER NAME	MS/MRS/MR FIRST MI		OFFICE USE ONLY						
	NICKNAME LAST SUFFIX								
3 CANDIDATE / OFFICEHOLDER ADDRESS <input type="checkbox"/> change of address	ADDRESS / PO BOX; APT / SUITE #; CITY; STATE; ZIP CODE		Date Received						
			Date Hand-delivered or Date Postmarked						
			Receipt # Amount \$						
4 REPORT TYPE	<input type="checkbox"/> Annual <input type="checkbox"/> Final Disposition		Date Processed						
5 PERIOD COVERED	Month Day Year Month Day Year / / THROUGH / /		Date Imaged						
6 TOTALS	1. TOTAL AMOUNT OF UNEXPENDED POLITICAL CONTRIBUTIONS AS OF DECEMBER 31 OF THE PREVIOUS YEAR.		\$						
	2. TOTAL AMOUNT OF INTEREST AND OTHER INCOME EARNED ON UNEXPENDED POLITICAL CONTRIBUTIONS DURING THE PREVIOUS YEAR.		\$						
7 SIGNATURE I swear, or affirm, under penalty of perjury, that the accompanying report is true and correct and includes all information required to be reported by me under Title 15, Election Code.									
_____ Signature of Candidate/Officeholder									
Please complete either option below:									
(1) Affidavit									
NOTARY STAMP / SEAL									
Sworn to and subscribed before me by _____ this the _____ day of _____, 20_____, to certify which, witness my hand and seal of office.									
<table style="width: 100%; border: none;"> <tr> <td style="width: 33%; border: none;">Signature of officer administering oath</td> <td style="width: 33%; border: none;">Printed name of officer administering oath</td> <td style="width: 33%; border: none;">Title of officer administering oath</td> </tr> <tr> <td colspan="3" style="border: none; text-align: center;">OR</td> </tr> </table>				Signature of officer administering oath	Printed name of officer administering oath	Title of officer administering oath	OR		
Signature of officer administering oath	Printed name of officer administering oath	Title of officer administering oath							
OR									
(2) Unsworn Declaration									
My name is _____, and my date of birth is _____.									
My address is _____, _____, _____, _____, _____ <div style="display: flex; justify-content: space-around; font-size: small;"> (street) (city) (state) (zip code) (country) </div>									
Executed in _____ County, State of _____, on the _____ day of _____, 20_____. <div style="display: flex; justify-content: space-around; font-size: small;"> (month) (year) </div>									
_____ Signature of Candidate/Officeholder (Declarant)									

**C/OH REPORT OF UNEXPENDED CONTRIBUTIONS:
EXPENDITURES****FORM C/OH-UC
PG 2**

8 C/OH NAME		9 Filer ID (Ethics Commission Filers)
10 Date	11 Payee name	13 Amount (\$)
	12 Payee address; City; State; Zip Code	
14 Purpose of expenditure (See instructions regarding type of information required.) <input type="checkbox"/> Check if travel outside of Texas. Complete Schedule T.		15 Is expenditure a contribution to a candidate, officeholder, or political committee? <input type="checkbox"/> Yes <input type="checkbox"/> No
Date	Payee name ----- Payee address; City; State; Zip Code	Amount (\$)
14 Purpose of expenditure (See instructions regarding type of information required.) <input type="checkbox"/> Check if travel outside of Texas. Complete Schedule T.		15 Is expenditure a contribution to a candidate, officeholder, or political committee? <input type="checkbox"/> Yes <input type="checkbox"/> No
Date	Payee name ----- Payee address; City; State; Zip Code	Amount (\$)
14 Purpose of expenditure (See instructions regarding type of information required.) <input type="checkbox"/> Check if travel outside of Texas. Complete Schedule T.		15 Is expenditure a contribution to a candidate, officeholder, or political committee? <input type="checkbox"/> Yes <input type="checkbox"/> No
Date	Payee name ----- Payee address; City; State; Zip Code	Amount (\$)
14 Purpose of expenditure (See instructions regarding type of information required.) <input type="checkbox"/> Check if travel outside of Texas. Complete Schedule T.		15 Is expenditure a contribution to a candidate, officeholder, or political committee? <input type="checkbox"/> Yes <input type="checkbox"/> No
Date	Payee name ----- Payee address; City; State; Zip Code	Amount (\$)
14 Purpose of expenditure (See instructions regarding type of information required.) <input type="checkbox"/> Check if travel outside of Texas. Complete Schedule T.		15 Is expenditure a contribution to a candidate, officeholder, or political committee? <input type="checkbox"/> Yes <input type="checkbox"/> No

ATTACH ADDITIONAL COPIES OF THIS FORM AS NEEDED

TEXAS ETHICS COMMISSION

**CANDIDATE/OFFICEHOLDER REPORT
OF UNEXPENDED CONTRIBUTIONS**

FORM C/OH-UC – INSTRUCTION GUIDE
(PAPER FILERS ONLY)



Revised August 14, 2020

Texas Ethics Commission, P.O. Box 12070, Austin, Texas 78711

www.ethics.state.tx.us

(512) 463-5800 • TDD (800) 735-2989

Promoting Public Confidence in Government

FORM C/OH-UC: CANDIDATE/OFFICEHOLDER REPORT OF UNEXPENDED CONTRIBUTIONS

These instructions are for candidates and officeholders using FORM C/OH-UC: CANDIDATE / OFFICEHOLDER REPORT OF UNEXPENDED CONTRIBUTIONS. Use Form C/OH-UC for filing either an annual report of unexpended contributions or a report of the final disposition of unexpended contributions.

GENERAL INSTRUCTIONS

ANNUAL REPORT OF UNEXPENDED CONTRIBUTIONS. You must file this report if one of the following descriptions applies to you:

- (1) You filed a final report as a candidate at a time when you were not an officeholder and you had unexpended political contributions, interest, assets, or other money earned from political contributions at the time you filed the final report; or
- (2) You ceased to be an officeholder at a time when you did not have a campaign treasurer on file, and you had unexpended political contributions, interest, assets, or other money earned from political contributions at the time you ceased to be an officeholder.

You must file an Unexpended Contributions - Annual report not earlier than January 1 and not later than January 15 of the year after each year in which you maintained unexpended contributions or assets. You must complete Form C/OH-UC and designate the report as an annual report by checking the "Annual" box.

You must continue to file Unexpended Contributions - Annual reports until you have disposed of all your unexpended contributions or assets. Once you have disposed of all your contributions or assets, you must file an Unexpended Contributions - Final report.

You may not retain unexpended contributions or assets longer than six years after the date you filed your final report or ceased being an officeholder, as applicable. If you still maintain unexpended assets at the end of the six-year period, you must dispose of the assets in one of the following ways:

- (1) You may give them to the political party with which you were affiliated when your name was last on the ballot.
- (2) You may give them to a candidate or a political committee. If you do so, however, you must file a report on Form AS IF-SPAC as described below under "Extra Reporting for a Contribution to a Candidate or Political Committee."
- (3) You may give them to the comptroller for deposit in the state treasury to be used to finance primary elections.
- (4) You may give them to one or more persons from whom you received political contributions, but the total returned to any person may not exceed the aggregate

amount accepted from that person during the last two years during which you were accepting political contributions.

- (5) You may give them to a recognized charitable organization formed for educational, religious, or scientific purposes that is exempt from taxation under Section 501(c)(3), Internal Revenue Code of 1986, and its subsequent amendments.
- (6) You may give them to a public or private post-secondary educational institution or an institution of higher education as defined by Section 61.003(8), Education Code, for the purpose of assisting or creating a scholarship program.

You may dispose of unexpended contributions or assets in this manner at any time during the six-year period.

EXTRA REPORTING FOR CONTRIBUTION TO CANDIDATE OR POLITICAL COMMITTEE. If you contribute unexpended contributions or assets to another candidate or political committee, you must report the contribution twice. You must include the contribution on your Annual Report and you must also report the contribution on a AS IF-SPECIFIC-PURPOSE COMMITTEE CAMPAIGN FINANCE REPORT (Form AS IF-SPAC). You must file the AS IF-SPAC report with the filing authority with whom the candidate or political committee files reports by the date by which the candidate or political committee receiving the contribution must report the receipt of the contribution.

NOTE: If the candidate or political committee files with the Texas Ethics Commission (Commission), you will need a separate “AS IF-SPAC” filer ID to file the AS IF-SPAC report. Please contact the Commission for help in establishing an AS IF-SPAC filer ID.

FINAL DISPOSITION OF UNEXPENDED CONTRIBUTIONS REPORT. You must file a report of the final disposition of your unexpended contributions or assets. Complete Form C/OH-UC and designate the report as an “Unexpended Contributions – Final” report by checking the “Final Disposition” box. The report is due no later than the 30th day after the end of the six-year period.

SPECIFIC INSTRUCTIONS

Each numbered item in these instructions corresponds to the same numbered item on the form.

PAGE 1

- 1. FILER ID:** If you are filing with the Commission, you were assigned a filer identification (ID) number when you filed your initial campaign treasurer appointment. You should have received a letter acknowledging receipt of the form and informing you of your filer ID number. Enter this number wherever you see “Filer ID.” If you do not file with the Commission, you are not required to enter a filer ID number.
- 2. CANDIDATE/OFFICEHOLDER NAME:** Enter your full name, including nicknames and suffixes (e.g., Sr., Jr., III), if applicable. Your entry here should be the same as in your APPOINTMENT OF CAMPAIGN TREASURER BY A CANDIDATE (CTA). Enter your name in the same way wherever you see “C/OH NAME”.

3. **CANDIDATE/OFFICEHOLDER ADDRESS:** Enter your complete mailing address. Your entry here should be the same as the address in your APPOINTMENT OF CAMPAIGN TREASURER BY A CANDIDATE (CTA). If your mailing address has changed since you last gave notice of your address, check the “Change of Address” box.

4. **REPORT TYPE:** Check the appropriate box.

“Annual” Box: Check this box if you are filing an Unexpended Contributions - Annual report.

“Final Disposition” Box: Check this box if you are filing an Unexpended Contributions - Final report.

5. **PERIOD COVERED:**

Annual Reports. For your first Unexpended Contributions - Annual report, the start date is the day after the day you filed your Final Report. The start date for all other Unexpended Contributions - Annual reports is January 1 of the previous year. The end date for all Unexpended Contributions - Annual reports is December 31 of the previous year.

Final Disposition Report. For an Unexpended Contributions – Final report, the start date is the day after the period covered by your most recent Unexpended Contributions - Annual report. The end date is the date you file the report.

6. **TOTALS:** Complete this section only if you are filing an Annual Report. If you are not filing an Annual Report, go to section 7.

Line 1. Enter the total amount of unexpended political contributions and assets that you maintained as of December 31 of the previous year. (Note: Unlike other reports, you are not required to also disclose the total amount of expenditures entered in this Unexpended Contributions report. You are only required to disclose your unexpended balance as of December 31.)

Line 2. Enter the total amount of interest and other income earned on unexpended political contributions and assets during the previous year ending December 31.

7. **SIGNATURE:** Complete this section only after you have completed all other appropriate sections and schedules. You must always sign a report that you file. You must complete this section even if you have no schedules to attach. **ONLY THE CANDIDATE OR OFFICEHOLDER FILING THE REPORT MAY SIGN THE REPORT.**

If you are using the paper form, fill this section out by hand after you finish the rest of this report. You have the option to either: (1) take the completed form to a notary public where you will sign above the first line that says “Signature of Candidate/Officeholder” (an electronic signature is not acceptable) and your signature will be notarized, or (2) sign above both lines that say “Signature of Candidate/Officeholder (Declarant)” (an electronic signature is not acceptable), and fill out the unsworn declaration section.

PAGE 2

8. C/OH (CANDIDATE/OFFICEHOLDER) NAME: Enter your full name as you did on Form C/OH-UC, Page 1.

9. FILER ID: If you are filing with the Commission, enter your filer ID number. If you do not file with the Commission, you are not required to enter a filer ID number.

10. DATE: Enter the date the expenditure was made.

Credit Card Expenditures: There is a special reporting rule for expenditures made by credit card. The date of a credit card expenditure is either the date of the charge or the date the credit card statement is received. *A filer can never go wrong by disclosing the date of the expenditure as the date of the charge.*

11. PAYEE NAME: Enter the full name of the payee. If the payee is an individual, enter the full name, first, last, and suffix (Jr., III, etc.) if applicable (title is optional). If the payee is an entity, enter the full name of the entity.

12. PAYEE ADDRESS: Enter the complete address of the payee.

13. AMOUNT: Enter the amount of the expenditure payment.

14. PURPOSE OF EXPENDITURE: Enter a brief statement or description of the expenditure. The brief statement or description must include the item or service purchased and must be sufficiently specific to make the reason for the expenditure clear.

Reporting Travel Outside of Texas: The law requires detailed information regarding in-kind contributions and political expenditures for travel outside of Texas. This information should be reported on Schedule T and attached to this form. Schedule T can be found on the Commission's website at https://www.ethics.state.tx.us/forms/Schedule_T.pdf.

15. IS THE EXPENDITURE A CONTRIBUTION TO A CANDIDATE, OFFICEHOLDER, OR POLITICAL COMMITTEE? If the expenditure was a contribution to a candidate, officeholder, or political committee, check the “Yes” box. The purpose of this box is to allow you to see that you must file an additional report for this expenditure on Form AS IF-SPAC. See the “**Extra Reporting For Contribution To Candidate Or Political Committee**” section in the General Instructions for this form.

If the expenditure was not a contribution to a candidate, officeholder, or political committee, check the “No” box.

UNSWORN DECLARATION

FORM UD

Attach this unsworn declaration to the front of any campaign finance report or personal financial statement in lieu of a notarized signature. See Tex. Civil Practice and Remedies Code § 132.001.

OFFICE USE ONLY

Date Received

Method of Delivery

Date Processed

1 FILER ID:
(Ethics Commission filers)

2 NAME OF FILER
(PLEASE TYPE OR PRINT)

3 TYPE OF FILER

- | | |
|---|--|
| <input type="checkbox"/> CANDIDATE/ OFFICEHOLDER | <input type="checkbox"/> POLITICAL COMMITTEE |
| <input type="checkbox"/> JUDICIAL CANDIDATE/ OFFICEHOLDER | <input type="checkbox"/> POLITICAL PARTY |
| <input type="checkbox"/> PERSONAL FINANCIAL STATEMENT | <input type="checkbox"/> STATE/COUNTY CHAIR |
| <input type="checkbox"/> DIRECT CAMPAIGN EXPENDITURE | |

4 TYPE OF REPORT

5 DUE DATE

6 UNSWORN DECLARATION:

My name is _____, and my date of birth is _____.

My Address is _____, _____, _____, _____, _____.
(street) (city) (state) (zip code) (country)

I swear, or affirm, under penalty of perjury that the information in the attached report is in all things true and correct, and includes all information required to be reported by me under Title 15, Election Code, or Chapter 572, Government Code.

Executed in _____ County, State of _____, on the _____ day of _____, 20_____.

Signature of Filer/ Committee Representative
(Declarant)

POLITICAL AND CAMPAIGN SIGNS

NON-COMMERCIAL SIGNS VISIBLE TO PUBLIC HIGHWAYS

PRIMARY HIGHWAYS

During campaign season, the landscape blooms with a special kind of flower - the political sign. Unlike wildflowers which are welcome anywhere, putting campaign signs on public lands is illegal. So before you plant that sign, learn the law and keep Texas beautiful.

TxDOT only controls the location of commercial signs, and never controls the content of any signage. If you have questions about what may be on a political sign, please contact the Texas Ethics Commission at (512) 463-5800.

FREQUENTLY ASKED QUESTIONS:

Where can I place political signs?

You can place your signs anywhere so long as they are not in the highway right of way or in a location that poses a safety hazard (e.g. blocking sight to a driveway). Always make sure to check with local authorities (Cities, Counties, Homeowner's Associations, etc.) as they may have their own restrictions.

When can I place political signs?

Cities and counties may have their own time restrictions for political signs, however TxDOT does not enforce any timing restrictions.

There is a sign on private property posing a safety hazard

If you believe a sign or signs create a safety hazard, contact local law enforcement as they can have the owner remove or relocate their sign(s).

There are signs located on the Right of Way (ROW)

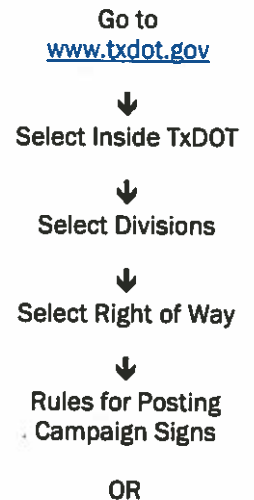
Signs cannot be placed on the ROW as per Texas Transportation Code (TTC) §393.002. "A sheriff, constable, or other trained volunteer authorized by the commissioners court of a county may confiscate a sign placed in violation of Section 393.002." (TTC §393.003). For state-maintained highways, your local TxDOT district office also has the authority to remove signs located on state owned right of way.

Where is the ROW?

If you are unsure where the ROW starts or ends, you should contact your local TxDOT district office.

ONLINE INFORMATION

This same information is available online on TxDOT's website and can be accessed by the below method:



Search Online:
"TxDOT Campaign Signs"

CONTACT US

The contact information for your local TxDOT office can be found online at:

www.txdot.gov → Inside TxDOT → Districts

Then use the map or the drop-down list to select your county for specific contact information.

For any other questions concerning political signs along Texas highways, contact the TxDOT Commercial Signs Regulatory Program by email at:

ROW_OutdoorAdvertising@txdot.gov

or by phone at:

(512) 416-3030

POLITICAL ADVERTISING

What You Need to Know



The Texas Election Code requires certain disclosures and notices on political advertising. The law also prohibits certain types of misrepresentation in political advertising and campaign communications. This brochure explains what you need to know to insure that your political advertising and campaign communications comply with the law.

If you are not sure what the law requires, do the cautious thing. Use the political advertising disclosure statement whenever you think it might be necessary, and do not use any possibly misleading information in political advertising or a campaign communication. If you are using political advertising or campaign communications from a prior campaign, you should check to see if the law has changed since that campaign.

Candidates for federal office should check with the Federal Election Commission at (800) 424-9530 for information on federal political advertising laws.

NOTICE: This guide is intended only as a general overview of the disclosure statements that must appear on political advertising as required under [Chapter 255 of the Election Code](#), which is distinct from political reporting requirements under [Chapter 254 of the Election Code](#).

Texas Ethics Commission
P.O. Box 12070
Austin, Texas 78711-2070

(512) 463-5800

TDD (800) 735-2989

Visit us at www.ethics.state.tx.us.

Revised July 16, 2019

REQUIRED DISCLOSURE ON POLITICAL ADVERTISING

I. What Is Political Advertising?

The disclosure statement and notice requirements discussed in this section apply to “political advertising.” In the law, “political advertising” is a specifically defined term. Do not confuse this special term with your own common-sense understanding of advertising.

To figure out if a communication is political advertising, you must look at what it says and where it appears. If a communication fits in one of the categories listed in Part A (below) and if it fits in one of the categories listed in Part B (below), it is political advertising.

Part A. What Does It Say?

1. Political advertising includes communications supporting or opposing a candidate for nomination or election to either a public office or an office of a political party (including county and precinct chairs).
2. Political advertising includes communications supporting or opposing an officeholder, a political party, or a measure (a ballot proposition).

Part B. Where Does It Appear?

1. Political advertising includes communications that appear in pamphlets, circulars, fliers, billboards or other signs, bumper stickers, or similar forms of written communication.
2. Political advertising includes communications that are published in newspapers, magazines, or other periodicals in return for consideration.
3. Political advertising includes communications that are broadcast by radio or television in return for consideration.
4. Political advertising includes communications that appear on an Internet website.

II. When Is a Disclosure Statement Required?

The law provides that political advertising that contains express advocacy is required to include a disclosure statement. The person who causes the political advertising to be published, distributed, or broadcast is responsible for including the disclosure statement.

The law does not define the term “express advocacy.” However, the law does provide that political advertising is deemed to contain express advocacy if it is authorized by a candidate, an agent of a candidate, or a political committee filing campaign finance reports. Therefore, a disclosure statement is required any time a candidate, a candidate’s agent, or a political committee authorizes political advertising.

The precise language of political advertising authorized by someone other than a candidate, the candidate's agent, or a political committee will determine if the advertising contains express advocacy and is therefore required to include a disclosure statement. Generally, the question is whether the communication expressly advocates the election or defeat of an identified candidate, or expressly advocates the passage or defeat of a measure, such as a bond election. The inclusion of words such as "vote for," "elect," "support," "defeat," "reject," or "Smith for Senate" would clearly constitute express advocacy, but express advocacy is not limited to communications that use those words. Similar phrases, such as "Cast your ballot for X," would also constitute express advocacy. Additionally, in 2007, the United States Supreme Court held that an advertisement included express advocacy or its functional equivalent "if the ad is susceptible to no reasonable interpretation other than as an appeal to vote for or against a specific candidate." *FEC v. Wis. Right to Life, Inc.*, 551 U.S. 449 (2007). It is a question of fact whether a particular communication constitutes express advocacy. If you are not sure whether political advertising contains express advocacy, do the cautious thing and include the disclosure statement. That way, there is no need to worry about whether you have violated the law.

Remember: The concept of "express advocacy" is relevant in determining whether political advertising is required to include a disclosure statement. However, the political advertising laws governing the right-of-way notice, misrepresentation, and use of public funds by political subdivisions will apply to political advertising regardless of whether the advertising contains express advocacy.

III. What Should the Disclosure Statement Say?

A disclosure statement must include the following:

1. the words "political advertising" or a recognizable abbreviation such as "pol. adv."; and
2. the full name of one of the following: (a) the person who paid for the political advertising; (b) the political committee authorizing the political advertising; or (c) the candidate or specific-purpose committee supporting the candidate, if the political advertising is authorized by the candidate.

The disclosure statement must appear on the face of the political advertising or be clearly spoken if the political advertising is audio only and does not include written text.

The advertising should not be attributed to entities such as "Committee to Elect John Doe" unless a specific-purpose committee named "Committee to Elect John Doe" has filed a campaign treasurer appointment with the Ethics Commission or a local filing authority.

IV. Are There Any Exceptions to the Disclosure Statement Requirement?

The following types of political advertising do not need the disclosure statement:

1. t-shirts, balloons, buttons, emery boards, hats, lapel stickers, small magnets, pencils, pens, pins, wooden nickels, candy wrappers, and similar materials;
2. invitations or tickets to political fundraising events or to events held to establish support for a candidate or officeholder;

3. an envelope that is used to transmit political advertising, provided that the political advertising in the envelope includes the disclosure statement;
4. circulars or fliers that cost in the aggregate less than \$500 to publish and distribute;
5. political advertising printed on letterhead stationery, if the letterhead includes the name of one of the following: (a) the person who paid for the advertising, (b) the political committee authorizing the advertising, or, (c) the candidate or specific-purpose committee supporting the candidate, if the political advertising is authorized by the candidate. (Note: There is also an exception for holiday greeting cards sent by an officeholder, provided that the officeholder's name and address appear on the card or the envelope.)
6. postings or re-postings on an Internet website if the person posting or re-posting is not an officeholder, candidate, or political committee and did not make an expenditure exceeding \$100 in a reporting period for political advertising beyond the basic cost of hardware messaging software and bandwidth;
7. an Internet social media profile webpage of a candidate or officeholder, if the webpage clearly and conspicuously displays the full name of the candidate or officeholder; and
8. postings or re-postings on an Internet website if the advertising is posted with a link to a publicly viewable Internet webpage that either contains the disclosure statement or is an Internet social media profile webpage of a candidate or officeholder that clearly and conspicuously displays the candidate's or officeholder's full name.

V. What Should I Do If I Discover That My Political Advertising Does Not Contain a Disclosure Statement?

The law prohibits a person from using, causing or permitting to be used, or continuing to use political advertising containing express advocacy if the person knows it does not include the disclosure statement. A person is presumed to know that the use is prohibited if the Texas Ethics Commission notifies the person in writing that the use is prohibited. If you receive notice from the Texas Ethics Commission that your political advertising does not comply with the law, you should stop using it immediately.

If you learn that a political advertising sign designed to be seen from the road does not contain a disclosure statement or contains an inaccurate disclosure statement, you should make a good faith attempt to remove or correct those signs that have been distributed. You are not required to attempt to recover other types of political advertising that have been distributed with a missing or inaccurate disclosure statement.

VI. The Fair Campaign Practices Act.

The Fair Campaign Practices Act sets out basic rules of decency, honesty, and fair play to be followed by candidates and political committees during a campaign. A candidate or political committee may choose to subscribe to the voluntary code by signing a copy of the code and filing it with the authority with whom the candidate or committee is required to file its campaign

treasurer appointment. A person subscribing to the code may indicate that fact on political advertising by including the following or a substantially similar statement:

(Name of the candidate or political committee, as appropriate) subscribes to the Code of Fair Campaign Practices.

VII. Special Notice to Political Subdivisions and School Districts.

You may not use public funds or resources for political advertising. Please see our “Publications and Guides” section of our website for more information.

ROAD SIGNS

I. When Is the “Right-Of-Way” Notice Required?

All written political advertising that is meant to be seen from a road must carry a “right-of-way” notice. It is a criminal offense to omit the “right-of-way” notice in the following circumstances:

1. if you enter into a contract or agreement to print or make written political advertising meant to be seen from a road; or
2. if you instruct another person to place the written political advertising meant to be seen from a road.

II. What Should the “Right-Of-Way” Notice Say?

Section 259.001 of the Texas Election Code prescribes the exact language of the notice:

NOTICE: IT IS A VIOLATION OF STATE LAW (CHAPTERS 392 AND 393, TRANSPORTATION CODE) TO PLACE THIS SIGN IN THE RIGHT-OF-WAY OF A HIGHWAY.

III. Do Yard Signs Have to Have the “Right-Of-Way” Notice?

Yes. The “right-of-way” notice requirement applies to signs meant to be seen from any road. The notice requirement assures that a person responsible for placing signs is aware of the restriction on placing the sign in the right-of-way of a highway.

IV. What About Bumper Stickers?

Bumper stickers do not need the “right-of-way” notice. They do, however, need a political advertising disclosure statement.

V. Where May I Place My Signs and How Long May Signs Be Posted?

For information about exactly where you may or may not place signs, or for information regarding the length of time your signs may be posted, check with your city or county government or your homeowner’s association. The Texas Ethics Commission does not have

jurisdiction over matters involving the location of signs, and the length of time that they may be posted.

MISREPRESENTATION

I. Are There Restrictions on the Contents of Political Advertising?

Political advertising and campaign communications may not misrepresent a person's identity or official title, nor may they misrepresent the true source of the advertising or communication. The election law does not address other types of misrepresentation in political advertising or campaign communications.

Note that the misrepresentation rules apply to both political advertising and campaign communications. "Campaign communication" is a broader term than "political advertising."

A "campaign communication" means "a written or oral communication relating to a campaign for nomination or election to public office or office of a political party or to a campaign on a measure."

II. Misrepresentation of Office Title.

A candidate may not represent that he or she holds an office that he or she does not hold at the time of the representation. **If you are not the incumbent in the office you are seeking, you must make it clear that you are seeking election rather than reelection by using the word "for" to clarify that you don't hold that office.** The word "for" must be at least one-half the type size as the name of the office and should appear immediately before the name of the office. For example, a non-incumbent may use the following formats:

**Vote John Doe
for Attorney General**

**John Doe
For
Attorney General**

A non-incumbent may not be allowed to use the following verbiage:

**Elect John Doe
Attorney General**

**John Doe
Attorney General**

III. Misrepresentation of Identity or Source.

A person violates the law if, with intent to injure a candidate or influence the result of an election, the person misrepresents the source of political advertising or a campaign communication or if the person misrepresents his or her own identity or the identity of his or her agent in political advertising or in a campaign communication. (If someone else is doing something for you, that person is your agent.) For example, you may not take out an ad in favor of your opponent that purports to be sponsored by a notoriously unpopular group.

IV. Use of State Seal.

Only current officeholders may use the state seal in political advertising.

V. Criminal Offenses.

Be aware that many violations of the Election Code are criminal offenses. For example, unlawfully using public funds for political advertising can be a Class A misdemeanor. So can misrepresenting one's identity or office title in political advertising. For more details on these offenses and political advertising in general, see Chapter 255 of the Election Code.